



newgeneration

Shelter and Support for Mothers and Children Since 1987

Board of Directors – July 2019

<p>Julie Ford Bailey (President) 43 Langdale Drive Hampton, NH 03842 surfingnh@comcast.net Nursing Development Specialist</p>	<p>Dr. Sonja Nelson 13 Cortland Drive Greenland, NH 03840 s.nelsonwha@gmail.com</p>
<p>Diane Withee (Treasurer) 36 Alexander Drive Hampton, NH 03842 c_d.withee@comcast.net CPA</p>	<p>Laurie Caruso 17 Great Gate Drive Hampton, NH 03842 Laurie.caruso@ymail.com Sales</p>
<p>Mary Beth Hardy (Secretary) 11 Berry Farm Lane Greenland, NH 03840 hardy03051@gmail.com Master Licensed Addiction Counselor</p>	<p>Dennis Malloy 10 Van Etten Drive Greenland, NH 03840 dennis@dennismalloy.com VP Fund Development (retired)</p>

Please supply the following items for a complete application to be considered: •

Provide a narrative, not to exceed two pages in size 12 font

o Organization's overview

New Generation provides a safe, family-oriented shelter for homeless pregnant women and women and their babies and children, helping to prepare and empower them to be successful in life. New Generation takes a holistic approach to decreasing homelessness by teaching women critical life skills, including becoming nurturing parents and self-sufficient heads of their families. **In 2018 New Generation provided services to more than 55 women and children who utilized our shelter and programming.** Our unique, individualized program moves women in crisis out of poverty.

We provide food, shelter, transitional housing, intensive case management, parenting education, life-skills coaching, re-housing services, and/or transportation to each resident we serve. We offer assistance with educational and career goals, and we provide aftercare services to former residents in the form of transportation, case management, and general support. We help many women and their children in Exeter and the surrounding towns connect with vital resources for housing and supportive family services to move them out of crisis into stability.

Approximately 5% of the women we serve are from the Exeter and immediate surrounding areas. It is estimated that seven days of shelter and meals including support and case management to a mother and her baby costs New Generation approximately \$750, services that the town of Exeter does not have to fund. The residents we helped that came from this Exeter area stayed on average one to three months, saving the Town of Exeter over \$5,000. Assuming we serve as many women as we did in fiscal year 2018, New Generation can assure the funds will specifically be utilized for Exeter residents

In addition to programming and supportive services, we provided approximately 3,500 bed-nights annually and over 15,000 meals over the past 3 years. Since opening its doors over 30 years ago, New Generation has, in addition to serving women as they move out of homelessness toward self-sufficiency, provided support to over 30 children in areas such as behavioral structure, literacy, and nutrition. These are children who, due to homelessness, might not otherwise have been able to receive these services.

Homelessness is a major challenge in New Hampshire and the situation is considered dire for single mothers who struggle to manage the costs of housing, family needs and daycare. The 2018 Point in Time (PIT) count estimates that there were more than 1,700 homeless people in New Hampshire. Of these, 761 were family members, representing 260 family units. Rockingham County had the highest number of homeless persons in the state.

Children born to homeless women are significantly more likely to have lower birth rates, longer hospitalization stays, and to require neonatal intensive care. A pregnant woman or single mother without a home is faced with many obstacles which require a specialized shelter with a unique approach to helping them get back on their feet. Each individual family situation is so complex and often stems from generational poverty which many times includes psychological and physical abuse. In New

Hampshire 25% of homeless individuals were victims of domestic violence, and 24% had a known mental illness. More than 83% of the residents served at New Generation report having mental health issues when they arrive. We are proud to have a skilled staff experienced with helping women access the support they need to improve their mental health and move forward in life.

o Program's impact on Exeter residents

Children born to homeless women are significantly more likely to have lower birth rates, longer hospitalization stays, and to require neonatal intensive care. A pregnant woman or single mother without a home is faced with many obstacles which require a specialized shelter with a unique approach to helping them get back on their feet. Each individual family situation is so complex and often stems from generational poverty which many times includes psychological and physical abuse. In New Hampshire 25% of homeless individuals were victims of domestic violence, and 24% had a known mental illness. More than 83% of the residents served at New Generation report having mental health issues when they arrive. We are proud to have a skilled staff experienced with helping women access the support they need to improve their mental health and move forward in life.

New Generation offers comprehensive services to all residents who live in the Greenland, NH, home, and offers case management and other supportive services to those in need and residents who have moved out. New Generation collaborates with many local agencies including Seacoast Mental Health Center, Exeter Housing Authority, Hope on Haven Hill, Ritchie McFarland Children's Center and many more. One hundred percent of the women who lived at New Generation applied for housing in Exeter public housing units in 2018. It is estimated that seven days of shelter and meals including support and case management to a mother and her baby costs New Generation approximately \$750, services that the town of Exeter does not have to fund.

o Program changes and/ or highlights from the past year

We have no significant programming changes in the past year. Our strong staffing model continues to enable us to serve women more efficiently and move women through our programming and into permanent housing with appropriate supports for long-term success.

- Complete financial statements (Please note: the organization's 990 may be requested) – see attached
 - o Operating budget – see attached
 - o Balance sheet – see attached
- Include a detailed list of State and Local Town grant funding (town and amount) for previous year.

City of Portsmouth, NH - \$2,000

Town of Exeter, NH - \$2,000

Town of Hampton, NH - \$2,000

Town of Rye, NH - \$2,000

- **List of Board of Directors** - see attached
- **Current year funding recipients must submit a written summary of how funds were utilized. This must be done for consideration of current year application:**

For Exeter residents served this year New Generation provided food, shelter, transitional housing, intensive case management, parenting education, life-skills coaching, re-housing services. We offered assistance with educational and career goals, and we provided aftercare services to former residents in the form of transportation, case management, and general support. We helped women and their children in Exeter connect with vital resources for housing and supportive family services to move them out of crisis into stability.



TOWN OF EXETER, NEW HAMPSHIRE
HUMAN SERVICES
FY 2020

Organization's Name: New Generation, Inc. **Year Founded:** 1987

Address: 568 Portsmouth Ave. Greenland, NH

Executive Director/ Board Chair: Donna Marsh, ED **Tax ID Number:** 02-0409655

Applicant Contact: Donna Marsh

Email Address: director@newgennh.org **Phone:** 603-570-2462

Organization's Mission Statement: We provide a safe, family-oriented shelter for pregnant women and their children, helping to prepare and empower them to be successful in life.

Statement of Grant Purpose; e.g. This grant will be used...:

To support our operations and programming to meet the increasing needs of women and children in crisis in the Seacoast area.

% of overall services that goes to Exeter residents: Approximately 5%

of Exeter residents served: Varies, 2-5%

List all geographic area(s) served by organization: Southeastern New Hampshire

Brief Detailed description of how the money will be specifically utilized for Exeter residents:

Funding from the Town of Exeter will be used to help women from the Exeter and greater Seacoast area move from homelessness to self-sufficiency. We have implemented a targeted, benchmarked program aimed to move women-led families out of homelessness into permanent housing. This program prevents a return to homelessness. To date this year 90 percent of our clients have obtained permanent housing.

Amount received from the Town of Exeter (by year) for the last 3 (three) years:

2016 - 2,000 2017 - 2,500 2018 - 2,000

Total Municipal Contributions in 2018: \$8,000

List each town that contributes, and the amount received:

- Exeter: \$2,000
- Hampton: \$2,000
- Rye: \$2,000
- Portsmouth: \$2,000
- Newmarket: pending

Organization's total projected budget for FY 2020: \$507,132 **Amount Requested:** \$2,500

Additional Information Required:

Please supply the following items for a complete application to be considered:

- Provide a narrative, not to exceed two pages in size 12 font
 - Organization’s overview
 - Program’s impact on Exeter residents
 - Program changes and/ or highlights from the past year

- Complete financial statements (Please note: the organization’s 990 may be requested)
 - Operating budget
 - Balance sheet

- Board of Directors List

- 201 Funding recipients must submit an Annual Report prior to consideration of 2018 application

I certify to the best of my knowledge that the information in this proposal reflects accurate data concerning need and estimates of planned/delivered services. The proposal was considered and approved for submission by the agency Board of Directors on _____ (date).

By signing this application the undersigned offers and agrees, if the proposal is accepted, to furnish items or services that is quoted. This agreement is subject to final negotiation and acceptance by the Board of Selectmen and the Budget Review Committee and subsequent contract award.

Director’s (or Designee) Signature: _____ Date: _____

Submit no later than September 8, 2017:

Town of
Exeter Town
Manager 10
Front Street
Exeter, NH 03833

Additional Information Required:

Please supply the following items for a complete application to be considered:


- Provide a narrative, not to exceed two pages in size 12 font
 - Organization's overview
 - Program's impact on Exeter residents
 - Program changes and/ or highlights from the past year
- Complete financial statements (Please note: the organization's 990 may be requested)
 - Operating budget
 - Balance sheet
- Board of Directors List
- 201 Funding recipients must submit an Annual Report prior to consideration of 2018 application

I certify to the best of my knowledge that the information in this proposal reflects accurate data concerning need and estimates of planned/delivered services. The proposal was considered and approved for submission by the agency Board of Directors on _____ (date).

By signing this application, the undersigned offers and agrees, if the proposal is accepted, to furnish items or services that is quoted. This agreement is subject to final negotiation and acceptance by the Board of Selectmen and the Budget Review Committee and subsequent contract award.


Director's (or Designee) Signature: _____

Date: _____

A handwritten signature in black ink is written over a horizontal line. To the right of the signature, the date "9/1/19" is handwritten in black ink.

Submit no later than September 8, 2017:

Town of Exeter
Town Manager
10 Front Street
Exeter, NH 03833



New Generation, Inc.

Audited Financial Statements

*For the Years Ended June 30, 2018 and 2017
With Independent Auditors' Report*


NEW GENERATION, INC.

AUDITED FINANCIAL STATEMENTS

For the Years Ended June 30, 2018 and 2017

TABLE OF CONTENTS

	<u>Page</u>
Independent Auditors' Report	1
Financial Statements:	
Statements of Financial Position	2
Statements of Activities and Changes in Net Assets	3
Statements of Cash Flows	4
Notes to Financial Statements	5



INDEPENDENT AUDITORS' REPORT

To the Board of Directors
New Generation, Inc.

We have audited the accompanying financial statements of New Generation, Inc. which comprise the statements of financial position as of June 30, 2018 and 2017, and the related statements of activities and changes in net assets and cash flows for the years then ended, and the related notes to the financial statements.

Management's Responsibility for the Financial Statements

Management is responsible for the preparation and fair presentation of these financial statements in accordance with accounting principles generally accepted in the United States of America; this includes the design, implementation, and maintenance of internal control relevant to the preparation and fair presentation of financial statements that are free from material misstatement, whether due to fraud or error.

Auditors' Responsibility

Our responsibility is to express an opinion on these financial statements based on our audits. We conducted our audits in accordance with auditing standards generally accepted in the United States of America. Those standards require that we plan and perform the audit to obtain reasonable assurance about whether the financial statements are free from material misstatement.

An audit involves performing procedures to obtain evidence about the amounts and disclosures in the financial statements. The procedures selected depend on the auditors' judgment, including the assessment of the risks of material misstatement of the financial statements, whether due to fraud or error. In making those risk assessments, the auditor considers internal control relevant to the entity's preparation and fair presentation of the financial statements in order to design audit procedures that are appropriate in the circumstances, but not for the purpose of expressing an opinion on the effectiveness of the entity's internal control. Accordingly, we express no such opinion. An audit also includes evaluating the appropriateness of accounting policies used and the reasonableness of significant accounting estimates made by management, as well as evaluating the overall presentation of the financial statements.

We believe that the audit evidence we have obtained is sufficient and appropriate to provide a basis for our audit opinion.

Opinion

In our opinion, the financial statements referred to above present fairly, in all material respects, the financial position of New Generation, Inc. as of June 30, 2018 and 2017, and the results of its activities and changes in its net assets and its cash flows for the years then ended in accordance with accounting principles generally accepted in the United States of America.

Baker Newman & Noyes LLC

Portsmouth, New Hampshire
November 6, 2018

NEW GENERATION, INC.

STATEMENTS OF FINANCIAL POSITION

June 30, 2018 and 2017

	<u>2018</u>	<u>2017</u>
<u>ASSETS</u>		
Current assets:		
Cash and cash equivalents	\$ 52,867	\$ 60,706
Contributions and grants receivable	26,962	9,175
Inventory	<u>27,000</u>	<u>28,000</u>
Total current assets	106,829	97,881
Building and equipment, at cost:		
Building and improvements	793,019	785,572
Vehicles	18,889	18,889
Furniture and equipment	<u>47,377</u>	<u>45,377</u>
	859,285	849,838
Accumulated depreciation	<u>(570,350)</u>	<u>(544,151)</u>
Total building and equipment, net	288,935	305,687
Other assets:		
Investments	193,726	180,194
Deposits	<u>—</u>	<u>1,200</u>
Total other assets	<u>193,726</u>	<u>181,394</u>
Total assets	<u>\$ 589,490</u>	<u>\$ 584,962</u>
<u>LIABILITIES AND NET ASSETS</u>		
Current liabilities:		
Accounts payable	\$ 4,966	\$ 6,221
Accrued payroll related expenses	14,074	13,337
Other current liabilities	100	—
Current portion of long-term debt	<u>13,114</u>	<u>12,475</u>
Total current liabilities	32,254	32,033
Long-term debt, less current portion above	<u>267,582</u>	<u>280,598</u>
Total liabilities	299,836	312,631
Net assets:		
Unrestricted	<u>289,654</u>	<u>272,331</u>
Total liabilities and net assets	<u>\$ 589,490</u>	<u>\$ 584,962</u>

See accompanying notes.

NEW GENERATION, INC.

STATEMENTS OF ACTIVITIES AND CHANGES IN NET ASSETS

For the Years Ended June 30, 2018 and 2017

	<u>2018</u>	<u>2017</u>
Revenue and investment gains:		
Fundraising activities	\$ 197,755	\$ 141,057
State of New Hampshire funding	55,350	55,352
Grants	66,602	50,451
Donations – in-kind	24,582	15,229
Donations – cash	46,532	123,658
Resident payments	12,242	9,531
Interest and dividend income	3,309	3,030
Realized gains on investments	1,787	1,220
Unrealized gains on investments	<u>3,357</u>	<u>8,285</u>
Total revenue and investment gains	411,516	407,813
Expenses:		
Program expenses	296,756	252,185
Fundraising expenses	55,198	78,018
Administrative expenses	<u>68,589</u>	<u>70,896</u>
Total expenses	420,543	401,099
Thrift store:		
Revenue	196,015	191,050
Operating expenses	<u>(169,665)</u>	<u>(167,620)</u>
Total thrift stores	<u>26,350</u>	<u>23,430</u>
Increase in unrestricted net assets	<u>17,323</u>	<u>30,144</u>
Total increase in net assets	17,323	30,144
Net assets, beginning of year	<u>272,331</u>	<u>242,187</u>
Net assets, end of year	<u>\$ 289,654</u>	<u>\$ 272,331</u>

See accompanying notes.

NEW GENERATION, INC.

STATEMENTS OF CASH FLOWS

For the Years Ended June 30, 2018 and 2017

	<u>2018</u>	<u>2017</u>
Cash flows from operating activities:		
Change in net assets	\$ 17,323	\$ 30,144
Adjustments to reconcile change in net assets to net cash provided by operating activities:		
Depreciation	26,199	26,679
Amortization of debt issuance costs	98	98
Donation of furniture and equipment	(2,000)	(2,000)
Net realized and unrealized investment gains	(5,144)	(9,505)
Changes in operating assets and liabilities:		
Contributions and grants receivable	(17,787)	46,574
Inventory	1,000	2,000
Prepaid expenses	-	7,805
Deposits	1,200	-
Accounts payable	(1,255)	395
Accrued payroll related expenses	737	1,993
Other current liabilities	<u>100</u>	<u>-</u>
Net cash provided by operating activities	20,471	104,183
Cash flows from investing activities:		
Net purchases on investments	(8,388)	(37,087)
Payments for the acquisition of building and equipment	<u>(7,447)</u>	<u>(8,458)</u>
Net cash used by investing activities	(15,835)	(45,545)
Cash flows from financing activities:		
Principal payments on long-term debt	<u>(12,475)</u>	<u>(11,868)</u>
Net cash used by financing activities	<u>(12,475)</u>	<u>(11,868)</u>
Net (decrease) increase in cash and cash equivalents	(7,839)	46,770
Cash and cash equivalents, beginning of year	<u>60,706</u>	<u>13,936</u>
Cash and cash equivalents, end of year	\$ <u>52,867</u>	\$ <u>60,706</u>
Supplemental disclosure of cash flow information:		
Cash paid during the year for interest	\$ <u>3,543</u>	\$ <u>4,284</u>
Noncash investing activities:		
In 2018 and 2017, furniture and equipment totaling \$2,000 was donated to New Generation.		

See accompanying notes.

NEW GENERATION, INC.

NOTES TO FINANCIAL STATEMENTS

June 30, 2018 and 2017

1. Summary of Significant Accounting Policies

Organization

New Generation, Inc. (New Generation) is a non-profit organization that operates a shelter home for pregnant women in Greenland, New Hampshire. New Generation also runs a thrift shop in Greenland, New Hampshire open to the public that sells donated items.

Cash and Cash Equivalents

For purposes of reporting cash flows, New Generation includes cash on hand, amounts held in various bank accounts and short-term, highly liquid investments as cash, unless segregated for long-term purposes in the investment portfolio. New Generation maintains its cash in bank deposit accounts which, at times, may exceed federally insured limits. New Generation has not experienced any losses on such accounts.

Contributions Receivable

Unconditional promises to give are recorded as pledges receivable at a present value using a risk-free rate of return, less an appropriate allowance for uncollectible pledges at the time the pledge is made. The allowance for uncollectible pledges is based on an overall review of outstanding pledges and an analysis of individual large pledges outstanding. Pledges are written off when deemed uncollectible.

Contributions and Grants

Unconditional grants and contributions of cash and other assets received without donor stipulations are reported as unrestricted revenue. Contributions of assets other than cash (including thrift shop donations) are recorded at their estimated fair value. Contributions received with a donor stipulation that limits their use are reported as temporarily or permanently restricted net assets. When a donor stipulated time restriction ends or purpose restriction is accomplished, temporarily restricted net assets are reclassified to unrestricted net assets and reported in the statement of activities as net assets released from restrictions.

Unconditional grants and contributions expected to be collected within one year are reported at their net realizable value. Unconditional contributions expected to be collected in future years are initially reported at fair value determined using the discounted present value of estimated future cash flows technique.

Conditional contributions depend on the occurrence of a specified future and uncertain event to bind the potential donor and are recognized as assets and revenue when the conditions are substantially met and the contribution becomes unconditional or irrevocable.

Inventory

Inventory consists of donated clothing, toys, furnishings, books, and other items held for sale in the thrift shop, and is stated at net realizable value.

NEW GENERATION, INC.

NOTES TO FINANCIAL STATEMENTS

June 30, 2018 and 2017

1. Summary of Significant Accounting Policies (Continued)

Building and Equipment

Purchased assets are carried at cost, and donated assets are recorded based on their estimated fair market values at the time of the donation, less accumulated depreciation. Major additions are included in the property accounts while maintenance and repairs which do not improve or extend the life of the assets are expensed as incurred. Depreciation is calculated using the straight-line and accelerated methods over the estimated useful lives of the related assets, which range from 5 to 39 years. Depreciation expense for the years ended June 30, 2018 and 2017 was \$26,199 and \$26,679, respectively.

Classification of Net Assets

Net assets are classified and reported based on the existence or absence of donor-imposed restrictions. New Generation considers contributions to be temporarily restricted if they are received with donor stipulations that restrict the timing or purpose of expending the donated assets. All such contributions are reported as permanently restricted or temporarily restricted depending upon specific language in the contribution, pledge, or gift instrument.

The following provides a description of the net asset classifications represented in New Generation's assets:

Unrestricted net assets include amounts appropriated for expenditure from temporarily restricted net assets and those without donor-imposed restrictions. New Generation records as unrestricted contributions restricted contributions whose restrictions are met in the same reporting period. Income derived from the unrestricted assets is classified as unrestricted.

Temporarily restricted net assets include grants and contributions for which donor or grantor imposed restrictions have not yet been met. Assets are released from restrictions as expenditures are made in line with the restrictions called for under the terms of the contribution or grant. New Generation has no temporarily restricted net assets.

Permanently restricted net assets include the portion of donor-restricted endowment funds that are deemed to be permanently restricted by explicit donor stipulation. New Generation has no permanently restricted net assets.

Use of Estimates

The preparation of financial statements in conformity with generally accepted accounting principles in the United States of America requires management to make estimates and assumptions that affect the reported amounts of assets and liabilities and disclosure of contingent assets and liabilities at the date of the financial statements and the reported amounts of revenues and expenses during the reporting period. Actual results could differ from those estimates. The most significant areas which are affected by the use of estimates are donated inventory and other donations in-kind.

NEW GENERATION, INC.

NOTES TO FINANCIAL STATEMENTS

June 30, 2018 and 2017

1. Summary of Significant Accounting Policies (Continued)

Income Taxes

New Generation is exempt from income taxes under Section 501(c)(3) of the Internal Revenue Code and, therefore, has made no provision for income taxes in the accompanying financial statements.

Tax-exempt organizations could be required to record an obligation for income taxes as the result of a tax position they have historically taken on various tax exposure items including unrelated business income or tax status. Under guidance issued by the Financial Accounting Standards Board, assets and liabilities are established for uncertain tax positions taken or positions expected to be taken in income tax returns when such positions are judged to not meet the “more-likely-than-not” threshold, based upon the technical merits of the position. Estimated interest and penalties, if applicable, related to uncertain tax positions are included in administrative expense.

New Generation has evaluated the positions taken on its filed tax returns and concluded that no uncertain income tax positions exist at June 30, 2018.

New Accounting Pronouncements

In August 2016, the Financial Accounting Standards Board (FASB) issued Accounting Standards Update (ASU) No. 2016-14, *Presentation of Financial Statements for Not-for-Profit Entities (Topic 958)* (ASU 2016-14). Under ASU 2016-14, the existing three-category classification of net assets (i.e., unrestricted, temporarily restricted and permanently restricted) will be replaced with a simplified model that combines temporarily restricted and permanently restricted into a single category called “net assets with donor restrictions”. ASU 2016-14 also enhances certain disclosures regarding board designations, donor restrictions and qualitative information regarding management of liquid resources. In addition to reporting expenses by functional classifications, ASU 2016-14 will also require the financial statements to provide information about expenses by their nature, along with enhanced disclosures about the methods used to allocate costs among program and support functions. ASU 2016-14 is effective for New Generation’s fiscal year ending June 30, 2019, with early adoption permitted. New Generation is currently evaluating the impact of the pending adoption of ASU 2016-14 on its financial statements.

In February 2016, the FASB issued ASU No. 2016-02, *Leases (Topic 842)* (ASU 2016-02). Under ASU 2016-02, at the commencement of a long-term lease, lessees will recognize a liability equivalent to the discounted payments due under the lease agreement, as well as an offsetting right-of-use asset. ASU 2016-02 is effective for New Generation on July 1, 2020, with early adoption permitted. Lessees (for capital and operating leases) must apply a modified retrospective transition approach for leases existing at, or entered into after, the beginning of the earliest comparative period presented in the financial statements. The modified retrospective approach would not require any transition accounting for leases that expired before the earliest comparative period presented. Lessees may not apply a full retrospective transition approach. New Generation is currently evaluating the impact of the pending adoption of ASU 2016-02 on its financial statements.

In June 2018, the FASB issued ASU No. 2018-08, *Clarifying the Scope and the Accounting Guidance for Contributions Received and Contributions Made* (ASU 2018-08). Due to diversity in practice, ASU 2018-08 clarifies the definition of an exchange transaction as well as the criteria for evaluating whether contributions are unconditional or conditional. ASU 2018-08 is effective for New Generation on July 1, 2019, with early adoption permitted. New Generation is currently evaluating the impact that ASU 2018-08 will have on its financial statements.

NEW GENERATION, INC.

NOTES TO FINANCIAL STATEMENTS

June 30, 2018 and 2017

1. Summary of Significant Accounting Policies (Continued)

Subsequent Events

For the purpose of recognition and disclosure in the financial statements, management has evaluated subsequent events through November 6, 2018, which is the date the financial statements were available to be issued.

2. Line of Credit

New Generation has a line of credit with a bank. The maximum amount that may be borrowed on the line as of June 30, 2018 and 2017 was \$50,000. The line bears interest at 1.5% over the bank's prime lending rate. The line is secured by all the assets of New Generation. There were no outstanding borrowings on the line at June 30, 2018 and 2017.

3. Long-Term Debt

Long-term debt consisted of the following at June 30:

	<u>2018</u>	<u>2017</u>
Note payable to New Hampshire Housing Finance Authority in monthly installments of principal and interest of \$1,170 at 5% interest, through April 2020, secured by real estate	\$ 24,553	\$ 37,028
Note payable to New Hampshire Housing Finance Authority with no interest, and the principal due in a lump sum payment in September 2027, with the option of extension, secured by real estate	<u>257,040</u>	<u>257,040</u>
	281,593	294,068
Less unamortized debt issuance costs	<u>(897)</u>	<u>(995)</u>
Long-term debt, net of debt issuance costs	280,696	293,073
Less current portion	<u>(13,114)</u>	<u>(12,475)</u>
	<u>\$267,582</u>	<u>\$280,598</u>

Annual maturities of long-term debt are as follows, exclusive of expected amortization of debt issuance costs:

2019	\$ 13,114
2020	11,439
2021	-
2022	-
2023	-
2024 and thereafter	<u>257,040</u>
	<u>\$281,593</u>

NEW GENERATION, INC.

NOTES TO FINANCIAL STATEMENTS

June 30, 2018 and 2017

4. **Investments and Fair Value**

New Generation presents investments at fair value in compliance with the FASB in ASC Topic 820, *Fair Value Measurements and Disclosures*. ASC Topic 820 establishes a framework for measuring fair value and requires assets and liabilities measured at fair value be segregated into the following three categories: (1) Level 1, fair values obtained from quoted prices in active markets for identical assets and liabilities; (2) Level 2, fair values obtained from significant other observable inputs, such as quoted prices for similar assets and liabilities in active markets; and (3) Level 3, fair values obtained from significant unobservable inputs. All of New Generation's investments measured at fair value are measured using Level 1 inputs.

Investments consisted of the following at June 30:

	<u>2018</u>	<u>2017</u>
Cash and cash equivalents	\$ 19,779	\$ 56,963
Equities	47,310	47,135
Mutual funds and exchange-traded funds	97,982	58,009
Fixed income	<u>28,655</u>	<u>18,087</u>
	<u>\$193,726</u>	<u>\$180,194</u>

5. **Lease Commitment**

New Generation is a lessor in an operating lease agreement to rent office equipment. The terms of the office equipment lease are 36 months with an option to purchase the equipment at fair market value at the end of the lease in July 2020. Rent expense for the years ended June 30, 2018 and 2017 was \$3,779 and \$864, respectively.

The future minimum lease payments on the operating leases are as follows:

2019	\$ 4,044
2020	4,044
2021	<u>337</u>
	<u>\$ 8,425</u>

NEW GENERATION, INC.

NOTES TO FINANCIAL STATEMENTS

June 30, 2018 and 2017

6. Functional Expenses

Expenses by functional classification other than operating expenses to run the thrift store at June 30, 2018 and 2017 are as follows:

	<u>2018</u>	<u>2017</u>
Program expenses:		
Salaries and wages	\$167,214	\$138,984
Housing expense – other	40,712	32,689
Payroll taxes and benefits	28,032	21,737
Depreciation	26,199	26,679
Housing expense – utilities	12,109	11,534
Insurance	9,742	10,718
Travel	4,052	2,797
Interest	3,641	4,382
Miscellaneous	4,173	1,995
Education	<u>882</u>	<u>670</u>
	296,756	252,185
Fundraising expenses:		
Salaries and wages	9,154	15,322
Events expense	38,581	50,128
Payroll taxes and benefits	690	3,749
Office expense	5,634	6,275
Other fundraising expenses	<u>1,139</u>	<u>2,544</u>
	55,198	78,018
Administrative expenses:		
Salaries and wages	36,613	41,316
Professional fees	6,938	8,680
Office expense	9,279	7,157
Payroll taxes and benefits	2,780	5,211
Bad debt expense	2,650	–
Telephone	5,182	4,366
Other expenses	3,860	3,023
Insurance	<u>1,287</u>	<u>1,143</u>
	<u>68,589</u>	<u>70,896</u>
	<u>\$420,543</u>	<u>\$401,099</u>

Income Statement Annual

For The Twelve Months Ended June 30, 2019

New Generation, Inc.
568 Portsmouth Avenue
PO Box 676
Greenland, NH 03840

Cc
524
PO
Gre
Ref.

	Jul-18	Aug-18	Sep-18	Oct-18	Nov-18	Dec-18	Jan-19	Feb-19	Mar-19	Apr-19
Income										
301 Private		242	124	283	1,285	998	125			
301.1 In Liew Of	965	314			100	288				
301.2 Religious	50	2,224	125	100	200	200	25	225	1,600	
301.3 Legacy										
301.4 Biz & Svc	578	2,601	113	159	100	100	1,597	81	375	
301.5 Sustained	148	490	113	2,144	105	98	268	151	75	
301.7 Matching Gifts	100	1,050								
302 Gala/Auction	1,000							944	500	1,
302.1 Misc Fundraising E			39,883		378					
302.2 Annual Appeal					475	22,777	1,450	550		
303 Grants	7,000	10,000		6,000	3,500	53,700		14,600		
303.1 State Dollars (SGI)				9,222	9,222	4,611	4,611		9,222	
303.2 United Way	1,083	1,083								
304 Resident Rents	150	314		509	1,586	835	1,272	2,253	618	1,
304.1 Transitional Apt R	600	600			900	900				
310 Shop Greenland	2,723	3,034	2,588	2,811	2,757	2,898	2,037	2,825	2,109	3,
310.1 Barn Greenland		60								
310.2 Cash Donations	9	91	48	7	9	2	8	18	3	
310.3 Vouchers	(185)	(30)	(30)	(101)	(30)	(138)		(121)		
310.4 Cash Over (Under)		(15)		(1)	147					
310.5 Charge Sales	2,120	2,679	3,136	2,977	2,712	2,041	2,393	2,049	2,271	1,
310.6 Gift Certificates	(185)	(191)	(283)	(181)	(202)	(94)	(159)	(193)	(146)	
350 Misc Income				3,971		10	218	20	2,697	60,
399 Hold Revenue to be All										
Total Income	16,156	24,546	45,816	27,900	23,244	89,225	13,844	23,401	19,322	68,
Expense										
402 Gala/Auction	624	53				13	13	13		
402.1 Annual Appeal						(100)				
402.4 Misc Fund Raising	57	1	2,020			40				
450 Food & Groceries Gree				41	26			198		
451 Supplies/Misc		228	249	245	264	287	131			
452 Residet Rec	19	57		250					375	
452.1 Other	44	44	52	52	52					
453 Education	450	500	500	125		324				
454 Resident Support							15			
509 Outside Services	380	326	107	446	151	335	29	559	541	1,
510 Op Supplies		58	473	55	885	514	17	298		
512 Postage	66	80	120	10	63	112	114	22		
514 EE Recruitment	160	163		25	(10)					
515 Gross Wages	15,004	17,445	17,342	14,141	22,182	15,290	14,690	15,992	15,796	15,
515.5 Wages G	2,148	2,060	1,952							

Hunting House Associates

1 Portsmouth Avenue
 Box 755
 Greenland, NH 03840

6363 New Generation.6241911.18.N.06/30

2019 2020 Budget

Enter monthly except where noted

Apr-19	May-19	Jun-19	Average	
	24		280	300
			151	150
25	100		443	450
	50		5	0
	475		562	600
48	313		359	400
			105	100
000	85,123		8,052	150000 Gala Ju
			3,660	35000 Gaming
			2,296	25000 Annual
	5,300		9,100	11000
			3,353	4611
	1,083		295	300
563	2,224		1,029	1400
			273	
336	4,351		2,861	3000
			5	
	1		18	
			(58)	
			12	
920	531		2,257	2000
(13)	(32)		(153)	
169	5,492		6,598	
	6,640		604	
<hr/>	<hr/>	<hr/>	<hr/>	
047	111,675		42,107	501732 Estim
	22,385		2,100	30000 Gala Ju
			(9)	
			192	200
	18		26	0
			128	200
			64	60
			22	0
			173	200
			1	0
015	644		412	400
14			210	200
	13		55	50
			31	30
901	22,076		16,896	21916
			560	n

062	6,092	3,514	5000
356		323	350
724	631	553	550
271		536	550
		79	80
		147	150
	51	207	200
		29	30
788	271	231	250
849)	648	(59)	
		98	
356	425	210	200

hunting House Associates

1 Portsmouth Avenue
 Box 755
 Greenland, NH 03840

6363 New Generation.6241911.18.N.06/30

Apr-19	May-19	Jun-19	Average
		79	350
	39	6	0
		552	550
		383	400
219		216	200
		47	50
		52	50
968	(366)	1,465	1900
388		141	150
	291	39	40
	102	9	0
503	2,126	1,589	1800
		4	0
52		135	140
	61	19	20
66	62	75	75
		45	45
	39	21	25
2		4	0
168	235	196	200
	107	148	150
		1	0
608	876	2,211	2200
		151	150
(10)	1,204	295	300
		149	150
	83	8	0
535	175	192	200
		2	0
		4	0
		10	0
		5	0

Total Expense	28,889	33,859	29,313	30,573	49,759	32,182	26,649	40,285	28,624	29,
Operating Income	(12,734)	(9,313)	16,503	(2,674)	(26,516)	57,043	(12,805)	(16,884)	(9,302)	38,
Other Income										
901 Interest Income					24	15	15	13	15	
902 Fund Change	4,460	3,711						730		
Total Other Income	4,460	3,711			24	15	15	743	15	
Other Expense										
115 Mortgage Principal	1,068	1,072	1,072	1,072	1,099	1,090	1,095	1,100	1,104	1,
574 Amortization	8	8								
575 Depreciation	2,133	2,021								
Total Other Expense	3,209	3,101	1,072	1,072	1,099	1,090	1,095	1,100	1,104	1,
Net Income	(11,483)	(8,703)	15,430	(3,746)	(27,591)	55,967	(13,885)	(17,240)	(10,391)	37,

214	58,285	35,239	507132	Estimat
				-5400 Estimati
833	53,390	6,867		
15	15	10		0
		809		0
15	15	819		
104	1,109	1,090	1100	
		1		0
		378	2100	
104	1,109	1,469		
743	52,296	6,218		

June 30, 2019

New Generation, Inc.
568 Portsmouth Avenue
PO Box 676
Greenland, NH 03840

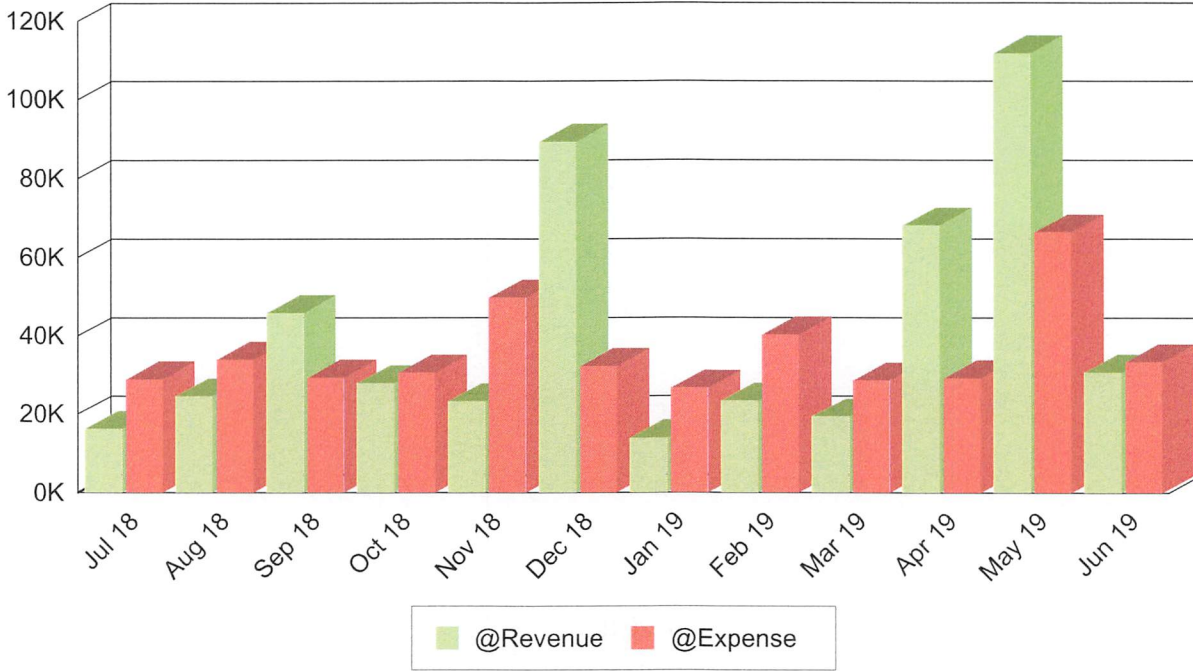
Graph - Operations Performance

For The Month Ended June 30, 2019

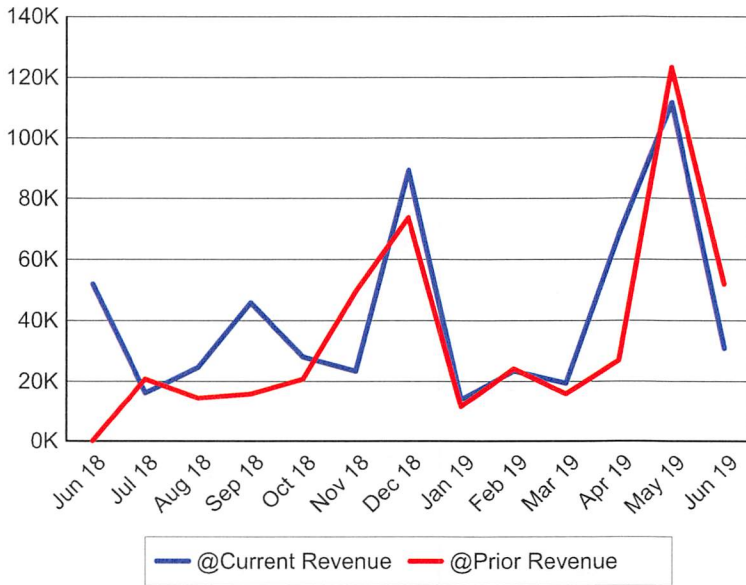
New Generation, Inc.
 568 Portsmouth Avenue
 PO Box 676
 Greenland, NH 03840

Counting House Associates
 524 Portsmouth Avenue
 PO Box 755
 Greenland, NH 03840

One Year Revenue And Expense Comparison

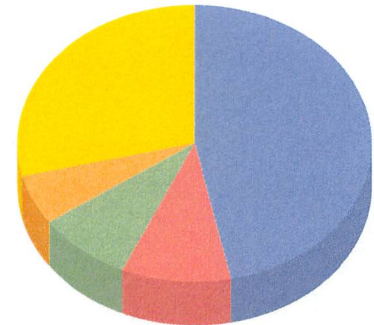


Two Year Revenue Comparison



Top Four Expenses Year To Date

As a % of Total



Gross Wages	46.6%
Officers Salary	10.0%
Gala/Auction	8.7%
Legal & Accounting	5.9%
Others	28.9%
Total:	100.0%

Comparative Statement of Assets, Liabilities & Equity - Tax Basis - Unadjusted Year End

New Generation, Inc.

568 Portsmouth Avenue
PO Box 676
Greenland NH 03840

June 30, 2019

Counting House Associates

524 Portsmouth Avenue
PO Box 755
Greenland, NH 03840

Ref.# 6363 New Generation.718199.52.N.06/30

	June 30, 2019	June 30, 2018	Change
Assets			
Current Assets			
100 QB Undeposited Funds	\$ 3,907	\$ 6,613	\$(2,706)
101.1 Petty Cash - New Genera	25	50	(25)
102 TD Bank - 3118	78,222	50,623	27,598
102.1 TD Svgs Acct 148 Apt 1	100	100	0
102.2 TD Savings Acct 164 Apt	5	5	0
104 Eastern Bank	18,000	0	18,000
104.1 Eastern Bank MM-6876	10,127	0	10,127
106 Accounts Receivable	5,013	24,938	(19,925)
1061 Greenland - Cash Reg. Bl	100	100	0
109 Employee Advances	95	0	95
130 Inventory	28,000	28,000	0
Total Current Assets	143,593	110,429	33,163
Fixed Assets			
142 Expansion/Maintanance	370,463	370,463	0
143 Landscaping	6,659	6,659	0
144 Buildings & Improvements	417,125	415,925	1,200
146 Fixtures & Equipment	33,968	33,968	0
147 Computer Equipment	13,409	13,409	0
148 Vehicles	18,889	18,889	0
149 Accumulated Depreciation	(594,504)	(570,350)	(24,154)
Total Fixed Assets	266,009	288,963	(22,954)
Long Term Assets			
Total Long Term Assets	0	0	0
Other Assets			
161 Accum Amortization	(114)	(98)	(16)
170 Fidelity Ruth Ford 141	120,329	117,024	3,305
171 Fidenly Investment 116	80,653	76,702	3,952
172 Investment Tax Plug	(200)	(200)	0
Total Other Assets	200,669	193,427	7,241
Total Assets	\$ 610,271	\$ 592,820	\$ 17,451
Liabilities			
Current Liabilities			
205 Accounts Payable	\$(5,883)	\$ 2,987	\$(8,870)
210 Credit Card BOA	0	1,729	(1,729)
211 Credit Card Home Depot	(20)	0	(20)
232 Federal Payroll Tax	(296)	1,999	(2,295)
233 State Payroll Tax	340	463	(123)
239 Medical Ins W/H	1,430	1,430	0
242 Resident Deposits	240	100	140
250 Accrued Payroll	4,660	4,660	0
251 Accrued Vacation	6,269	6,269	0
279 General Suspense to CLEA	(5,077)	0	(5,077)
Total Current Liabilities	1,662	19,637	(17,974)
Long Term Liabilities			

Comparative Statement of Assets, Liabilities & Equity - Tax Basis - Unadjusted Year End

New Generation, Inc.

568 Portsmouth Avenue
PO Box 676
Greenland NH 03840

June 30, 2019

Counting House Associates

524 Portsmouth Avenue
PO Box 755
Greenland, NH 03840

Ref.# 6363 New Generation.718199.52.N.06/30

	June 30, 2019	June 30, 2018	Change
264 NH Finance Authority	24,553	24,553	0
265 N.H.H.F.A	257,040	257,040	0
266 Current Portion LT Debt	12,475	12,475	0
Total Long Term Liabilities	294,068	294,068	0
Total Liabilities	295,730	313,705	(17,974)
Capital			
283 Unrestricted Assets	272,488	272,488	0
283.1 Prior Period Adjustments	(52)	0	(52)
296 Unadjusted Prior Year P/L	6,627	0	6,627
297 Profit/Loss	35,477	6,627	28,850
Total Capital	314,540	279,115	35,425
Total Liabilities And Capital	\$ 610,271	\$ 592,820	\$ 17,451

Comparative Statement of Income - Summary

New Generation, Inc.

568 Portsmouth Avenue
PO Box 676
Greenland, NH 03840

For The Twelve Months Ended June 30, 2019

Counting House Associates

524 Portsmouth Avenue
PO Box 755

Greenland, NH 03840
Ref.# 6363 New Generation.718199.52.N.06/30

	\$ Amount		% Sales		\$ Amount		% Sales	
	1 Month Ended Jun 30		1 Month Ended Jun 30		12 Months Ended Jun 30		12 Months Ended Jun 30	
	2019	2018	2019	2018	2019	2018	2019	2018
Income								
Hold Revenue to be Allocate	4,438		14.5		11,078		2.2	
Donations								
Donations	4,366	4,048	14.2	7.8	52,169	46,316	10.6	10.3
Total Donations	4,366	4,048	14.2	7.8	52,169	46,316	10.6	10.3
Fund Raising								
Fund Raising	5,432	23,860	17.7	46.0	119,250	197,705	24.1	44.1
Fundraising					40,261	425	8.2	0.1
Total Fund Raising	5,432	23,860	17.7	46.0	159,511	198,130	32.3	44.2
Grants & Awards								
Grants	14,083	16,920	45.9	32.6	154,321	121,952	31.2	27.2
Total Grants & Awards	14,083	16,920	45.9	32.6	154,321	121,952	31.2	27.2
In Kind Donations								
In-Kind Donations						2,000		0.4
Total In Kind Donations						2,000		0.4
Resident Payments								
Resident Payments	741	690	2.4	1.3	15,064	12,242	3.1	2.7
Total Resident Payments	741	690	2.4	1.3	15,064	12,242	3.1	2.7
Second Generation								
2nd Generation Income	4,709	6,352	15.3	12.2	59,077	67,950	12.0	15.1
Total Second Generation	4,709	6,352	15.3	12.2	59,077	67,950	12.0	15.1
Other								
Misc Income	(3,083)		(10.0)		42,640	2	8.6	0.0
Total Other	(3,083)		(10.0)		42,640	2	8.6	0.0
Total Income	30,685	51,870	100.0	100.0	493,860	448,592	100.0	100.0
Expense								
Wages		549		1.1		549		0.1
Travel & Lodging					102		0.0	
Dues & Subscriptions	308		1.0		308		0.1	
Laundry & Uniforms					83		0.0	
Penalties					57		0.0	
Administration								
Advertising & Promotion					137		0.0	
Administration	154	781	0.5	1.5	7,727	7,248	1.6	1.6
Meals	70		0.2		493		0.1	
Interest	8	56	0.0	0.1	221	327	0.0	0.1
Bank Charges					228	172	0.0	0.0
Credit Card Fees					41		0.0	
Legal & Accounting	826		2.7		25,152	6,850	5.1	1.5

Comparative Statement of Income - Summary

New Generation, Inc.
568 Portsmouth Avenue
PO Box 676
Greenland, NH 03840

For The Twelve Months Ended June 30, 2019

Counting House Associates
524 Portsmouth Avenue
PO Box 755
Greenland, NH 03840
Ref.# 6363 New Generation.718199.52.N.06/30

	\$ Amount		% Sales		\$ Amount		% Sales	
	1 Month Ended Jun 30		1 Month Ended Jun 30		12 Months Ended Jun 30		12 Months Ended Jun 30	
	2019	2018	2019	2018	2019	2018	2019	2018
Total Administration	1,058	837	3.4	1.6	33,999	14,597	6.9	3.3
Development & Fundraising								
Gala/Auction	7,000	183	22.8	0.4	37,262	27,117	7.5	6.0
Annual Appeal					(100)	961	0.0	0.2
Golf Tournament						11,666		2.6
Misc Fund Raising		8		0.0	2,117	1,609	0.4	0.4
Consultant Fees						2,500		0.6
Total Development & Fundraising	7,000	191	22.8	0.4	39,279	43,853	8.0	9.8
Personnel								
EE Recruitment		362		0.7	338	1,875	0.1	0.4
Gross Wages	14,199	24,073	46.3	46.4	200,058	213,179	40.5	47.5
Officers Salary	4,062		13.2		42,712		8.6	
WC Insurance		638		1.2	4,215	6,111	0.9	1.4
Employee Health Ins	2,167		7.1		18,286		3.7	
Employee Life Ins	129	135	0.4	0.3	1,681	986	0.3	0.2
FICA Tax	1,389	2,941	4.5	5.7	18,872	26,894	3.8	6.0
Unemployment Tax	0		0.0		44		0.0	
Food/Gifts to EE's	(10)	84	0.0	0.2	1,487	1,177	0.3	0.3
Vehicle Expense	47	35	0.2	0.1	1,959	2,391	0.4	0.5
Payroll Expenses		(131)		(0.3)	1,665	1,104	0.3	0.2
Professional Developer						882		0.2
Total Personnel	21,983	28,139	71.6	54.2	291,316	254,597	59.0	56.8
Facility								
Outside Services	388	288	1.3	0.6	4,921	2,579	1.0	0.6
Utilities	1,081	354	3.5	0.7	7,169	6,180	1.5	1.4
Oil					5,901	4,517	1.2	1.0
Water		111		0.2	928	1,232	0.2	0.3
Repairs & Maintenance	99	544	0.3	1.0	(552)	4,839	(0.1)	1.1
Lawn Care G		135		0.3	1,083	1,730	0.2	0.4
Biz Insurance		884		1.7	6,070	9,742	1.2	2.2
Interest Expense	100	107	0.3	0.2	921	1,568	0.2	0.3
Total Facility	1,669	2,424	5.4	4.7	26,440	32,388	5.4	7.2
Household & Residents								
Food & Groceries Greenl:					283	96	0.1	0.0
Supplies/Misc		253		0.5	1,403	2,341	0.3	0.5
Residet Rec		43		0.1	701	1,218	0.1	0.3
Other		53		0.1	243	1,392	0.0	0.3
Education		645		1.2	1,899	1,868	0.4	0.4
Resident Support					84		0.0	
Op Supplies	218	170	0.7	0.3	2,574	1,011	0.5	0.2
Postage	20	16	0.1	0.0	620	731	0.1	0.2
Equip Rent		340		0.7	3,555	5,777	0.7	1.3
Cell Phone	278	252	0.9	0.5	2,559	2,942	0.5	0.7
Internet	366	142	1.2	0.3	2,907	2,030	0.6	0.5
PC Maint		85		0.2	2,309	2,965	0.5	0.7

Comparative Statement of Income - Summary

New Generation, Inc.
568 Portsmouth Avenue
PO Box 676
Greenland, NH 03840

For The Twelve Months Ended June 30, 2019

Counting House Associates
524 Portsmouth Avenue
PO Box 755
Greenland, NH 03840
Ref.# 6363 New Generation.718199.52.N.06/30

	\$ Amount		% Sales		\$ Amount		% Sales	
	1 Month Ended Jun 30		1 Month Ended Jun 30		12 Months Ended Jun 30		12 Months Ended Jun 30	
	2019	2018	2019	2018	2019	2018	2019	2018
Auto Ins		184		0.4	2,381	2,031	0.5	0.5
Groceries		209		0.4	499	1,742	0.1	0.4
Vehicle Tolls & Parking		9		0.0	15	30	0.0	0.0
Total Household & Reside	882	2,401	2.9	4.6	22,033	26,174	4.5	5.8
Aftercare								
Aftercare Pgm						36		0.0
Total Aftercare						36		0.0
Second Generation								
Wages G		3,307		6.4	6,160	26,323	1.2	5.9
Utilities G		84		0.2	1,621	2,631	0.3	0.6
Telephone G		51		0.1	316	634	0.1	0.1
Lawn Care G		45		0.1	113	360	0.0	0.1
Grounds G	220	717	0.7	1.4	4,165	5,808	0.8	1.3
Insurance - Greenland		98		0.2	576	1,082	0.1	0.2
Bank Chgs G	223	195	0.7	0.4	2,377	2,124	0.5	0.5
Shop Supp G		25		0.0	25	241	0.0	0.1
Building					45	48	0.0	0.0
Total Second Generation	442	4,521	1.4	8.7	15,398	39,251	3.1	8.7
Total Expense	33,342	39,063	108.7	75.3	429,014	411,446	86.9	91.7
Operating Income	(2,657)	12,807	(8.7)	24.7	64,846	37,146	13.1	8.3
Other Income								
Interest Income	15		0.0		127		0.0	
Fund Change		1,808		3.5	8,901	8,253	1.8	1.8
Total Other Income	15	1,808	0.0	3.5	9,028	8,253	1.8	1.8
Other Expense								
Mortgage Principal	2,241	1,064	7.3	2.1	14,227	12,475	2.9	2.8
Amortization		8		0.0	16	98	0.0	0.0
Depreciation	20,000	2,133	65.2	4.1	24,154	26,199	4.9	5.8
Total Other Expense	22,241	3,204	72.5	6.2	38,397	38,772	7.8	8.6
Net Income	(24,883)	11,411	(81.1)	22.0	35,477	6,627	7.2	1.5

Income Statement Compare to Budget

New Generation, Inc.
568 Portsmouth Avenue
PO Box 676
Greenland, NH 03840

For The Month Ended June 30, 2019

Counting House Associates

524 Portsmouth Avenue
PO Box 755
Greenland, NH 03840

Ref.# 6363 New Generation.718199.52.N.06/30

		June 2019				2018 Budget			
		Current	12 Months	Percent of Sales		Total Budgeted		Budget Remaining	
		Month	Year to Date	Current	Y-T-D	Dollars	% of Sales	Dollars	% Remain.
Income									
301	Private	74	3,155	0.2	0.6	22,200	4.5	19,045	85.8
301.1	In Liew Of		1,666		0.3	2,100	0.4	434	20.7
301.2	Religious	200	5,074	0.7	1.0	12,000	2.5	6,926	57.7
301.3	Legacy		26,903		5.4			(26,903)	
301.4	Biz & Svc	666	6,846	2.2	1.4	4,800	1.0	(2,046)	(42.6)
301.5	Sustained	3,426	7,376	11.2	1.5	7,500	1.5	124	1.7
301.6	EMarketing					400	0.1	400	100.0
301.7	Matching Gifts		1,150		0.2	6,000	1.2	4,850	80.8
302	Gala/Auction	5,432	93,998	17.7	19.0	145,000	29.6	51,002	35.2
302.1	Misc Fundraising Eve		40,261		8.2	31,500	6.4	(8,761)	(27.8)
302.2	Annual Appeal		25,252		5.1	40,000	8.2	14,748	36.9
303	Grants	13,000	113,100	42.4	22.9	62,000	12.7	(51,100)	(82.4)
303.1	State Dollars (SGIA)		36,888		7.5	55,800	11.4	18,912	33.9
303.2	United Way	1,083	4,333	3.5	0.9	14,000	2.9	9,667	69.0
304	Resident Rents	741	12,064	2.4	2.4	4,800	1.0	(7,264)	(151.3)
304.1	Transitional Apt Rent:		3,000		0.6	7,200	1.5	4,200	58.3
310	Shop Greenland	4,709	36,176	15.3	7.3			(36,176)	
310.1	Barn Greenland		60		0.0	71,800	14.7	71,740	99.9
310.2	Cash Donations		195		0.0			(195)	
310.3	Vouchers		(634)		(0.1)			634	
310.4	Cash Over (Under)		131		0.0			(131)	
310.5	Charge Sales		24,827		5.0			(24,827)	
310.6	Gift Certificates		(1,679)		(0.3)			1,679	
350	Misc Income	(3,083)	42,640	(10.0)	8.6			(42,640)	
360	In-Kind Donations					2,000	0.4	2,000	100.0
399	Hold Revenue to be /	4,438	11,078	14.5	2.2			(11,078)	
Total Income		30,685	493,860	100.0	100.0	489,100	100.0	(4,760)	(1.0)
Expense									
539	Travel & Lodging		102		0.0			(102)	
580	Dues & Subscriptions	308	308	1.0	0.1			(308)	
581	Laundry & Uniforms		83		0.0			(83)	
951	Penalties		57		0.0			(57)	
Administration									
534	Advertising & Promot		137		0.0			(137)	
535.5	D&O Liability Ins		520		0.1	1,500	0.3	980	65.3
538	Meals	70	493	0.2	0.1			(493)	
550	Interest	8	221	0.0	0.0			(221)	
551	Bank Charges		228		0.0	200	0.0	(28)	(14.0)
551.1	Credit Card Fees		41		0.0			(41)	
564	Legal & Accounting	826	25,152	2.7	5.1	6,900	1.4	(18,252)	(264.5)
566	Office Expense	154	3,395	0.5	0.7	600	0.1	(2,795)	(465.8)
567	Investment Expense		1,644		0.3	1,704	0.3	60	3.5
595	Miscellaneous		2,169		0.4			(2,169)	
Total Administration		1,058	33,999	3.4	6.9	10,904	2.2	(\$23,095)	(211.8)
Development & Fundraising									

Income Statement Compare to Budget

New Generation, Inc.
568 Portsmouth Avenue
PO Box 676
Greenland, NH 03840

For The Month Ended June 30, 2019

Counting House Associates

524 Portsmouth Avenue
PO Box 755
Greenland, NH 03840
Ref.# 6363 New Generation.718199.52.N.06/30

	June 2019				2018 Budget			
	Current Month	12 Months Year to Date	Percent of Sales Current Y-T-D		Total Budgeted Dollars	% of Sales	Budget Remaining Dollars % Remain.	
402 Gala/Auction	7,000	37,262	22.8	7.5	27,000	5.5	(10,262)	(38.0)
402.1 Annual Appeal		(100)		0.0	1,500	0.3	1,600	106.7
402.4 Misc Fund Raisir		2,117		0.4	600	0.1	(1,517)	(252.9)
Total Development & Fundr:	7,000	39,279	22.8	8.0	29,100	5.9	(\$10,179)	(35.0)
Personnel								
514 EE Recruitment		338		0.1	2,100	0.4	1,762	83.9
515 Gross Wages	14,199	200,058	46.3	40.5	238,600	48.8	38,543	16.2
516 Officer's Salary	4,062	42,712	13.2	8.6			(42,712)	
535.1 WC Insurance		4,215		0.9			(4,215)	
536 Employee Health Ins	2,167	18,286	7.1	3.7			(18,286)	
536.1 Employee Life In	129	1,681	0.4	0.3	1,200	0.2	(481)	(40.1)
542 FICA Tax	1,389	18,872	4.5	3.8	16,800	3.4	(2,072)	(12.3)
543 Unemployment Tax	0	44	0.0	0.0			(44)	
546 Food/Gifts to EE's	(10)	1,487	0.0	0.3	1,100	0.2	(387)	(35.1)
552 Vehicle Expense	47	1,959	0.2	0.4	720	0.1	(1,239)	(172.1)
564.1 Payroll Expense:		1,665		0.3	1,680	0.3	15	0.9
576 Professional Develop					2,940	0.6	2,940	100.0
Total Personnel	21,983	291,316	71.6	59.0	265,140	54.2	(\$26,176)	(9.9)
Facility								
509 Outside Services	388	4,921	1.3	1.0	5,000	1.0	79	1.6
520 Rent					1,200	0.2	1,200	100.0
526 Utilities	1,081	7,169	3.5	1.5	6,600	1.3	(569)	(8.6)
526.1 Oil		5,901		1.2	4,600	0.9	(1,301)	(28.3)
526.2 Water		928		0.2	1,320	0.3	392	29.7
530 Repairs & Maintenan	99	(552)	0.3	(0.1)	1,745	0.4	2,297	131.6
530.1 Lawn Care G		1,083		0.2	2,600	0.5	1,518	58.4
535 Biz Insurance		6,070		1.2	10,800	2.2	4,730	43.8
550.1 Interest Expense	100	921	0.3	0.2	1,560	0.3	639	41.0
Total Facility	1,669	26,440	5.4	5.4	35,425	7.2	\$8,985	25.4
Household & Residents								
450 Food & Groceries Gr		283		0.1	1,800	0.4	1,517	84.3
451 Supplies/Misc		1,403		0.3	1,200	0.2	(203)	(16.9)
452 Residet Rec		701		0.1	600	0.1	(101)	(16.8)
452.1 Other		243		0.0	1,500	0.3	1,257	83.8
453 Education		1,899		0.4	960	0.2	(939)	(97.8)
454 Resident Support		84		0.0	360	0.1	276	76.6
510 Op Supplies	218	2,574	0.7	0.5	1,200	0.2	(1,374)	(114.5)
512 Postage	20	620	0.1	0.1	600	0.1	(20)	(3.3)
521 Equip Rent		3,555		0.7	4,320	0.9	765	17.7
528 Cell Phone	278	2,559	0.9	0.5			(2,559)	
529 Internet	366	2,907	1.2	0.6	2,400	0.5	(507)	(21.1)
530.2 PC Maint		2,309		0.5	3,000	0.6	691	23.0
535.2 Auto Ins		2,381		0.5	2,160	0.4	(221)	(10.3)
5505 Groceries		499		0.1			(499)	
554 Vehicle Tolls & Parkir		15		0.0	60	0.0	45	75.3
Total Household & Resident	882	22,033	2.9	4.5	20,160	4.1	(\$1,873)	(9.3)
Aftercare								

Income Statement Compare to Budget

New Generation, Inc.
 568 Portsmouth Avenue
 PO Box 676
 Greenland, NH 03840

For The Month Ended June 30, 2019

Counting House Associates

524 Portsmouth Avenue
 PO Box 755
 Greenland, NH 03840

Ref.# 6363 New Generation.718199.52.N.06/30

	June 2019				2018 Budget			
	Current Month	12 Months Year to Date	Percent of Sales		Total Budgeted Dollars	% of Sales	Budget Remaining	
			Current	Y-T-D			Dollars	% Remain.
Total Aftercare								
Second Generation								
515.5 Wages G		6,160		1.2	25,800	5.3	19,640	76.1
526.9 Utilities G		1,621		0.3	1,200	0.2	(421)	(35.1)
528.9 Telephone G		316		0.1	3,060	0.6	2,744	89.7
530.9 Grounds G	220	4,165	0.7	0.8	6,720	1.4	2,555	38.0
535.9 Insurance - Gree		576		0.1	1,200	0.2	624	52.0
551.9 Bank Chgs G	223	2,377	0.7	0.5	2,200	0.4	(177)	(8.0)
595.5 Shop Supp G		25		0.0	300	0.1	275	91.6
8231 Building		45		0.0			(45)	
8237 Lawn Care G		113		0.0			(113)	
Total Second Generation	442	15,398	1.4	3.1	40,480	8.3	\$25,082	62.0
Total Expense	33,342	429,014	108.7	86.9	401,209	86.9	(27,805)	(6.9)
Operating Income	(2,657)	64,846	(8.7)	13.1	87,891	18.0	23,045	26.2
Other Income								
901 Interest Income	15	127	0.0	0.0			(127)	
902 Fund Change		8,901		1.8	1,700	0.3	(7,201)	(423.6)
Total Other Income	15	9,028	0.0	1.8	1,700	1.8	(7,328)	(431.0)
Other Expense								
115 Mortgage Principal	2,241	14,227	7.3	2.9	13,200	2.7	(1,027)	(7.8)
574 Amortization		16		0.0	120	0.0	104	86.9
575 Depreciation	20,000	24,154	65.2	4.9	30,440	6.2	6,286	20.7
Total Other Expense	22,241	38,397	72.5	7.8	43,760	7.8	5,363	12.3
Net Income	<u>(24,883)</u>	<u>35,477</u>	<u>(81.1)</u>	<u>7.2</u>	<u>45,831</u>	<u>9.4</u>	<u>10,354</u>	<u>22.6</u>

Income Statement Annual

For The Twelve Months Ended June 30, 2019

New Generation, Inc.

568 Portsmouth Avenue
PO Box 676
Greenland, NH 03840

Counting House Associates

524 Portsmouth Avenue
PO Box 755
Greenland, NH 03840
Ref.# 6363 New Generation.718199.52.N.06/30

	Jul-18	Aug-18	Sep-18	Oct-18	Nov-18	Dec-18	Jan-19	Feb-19	Mar-19	Apr-19	May-19	Jun-19	Average
Income													
301 Private		242	124	283	1,285	998	125				24	74	263
301.1 In Liew Of	965	314			100	288							139
301.2 Religious	50	2,224	125	100	200	200	25	225	1,600	25	100	200	423
301.3 Legacy										26,853	50		2,242
301.4 Biz & Svc	578	2,601	113	159	100	100	1,597	81	375		475	666	570
301.5 Sustained	148	490	113	2,144	105	98	268	151	75	48	313	3,426	615
301.7 Matching Gifts	100	1,050											96
302 Gala/Auction	1,000							944	500	1,000	85,123	5,432	7,833
302.1 Misc Fundraising			39,883		378								3,355
302.2 Annual Appeal					475	22,777	1,450	550					2,104
303 Grants	7,000	10,000		6,000	3,500	53,700		14,600			5,300	13,000	9,425
303.1 State Dollars (SGI)				9,222	9,222	4,611	4,611		9,222				3,074
303.2 United Way	1,083	1,083									1,083	1,083	361
304 Resident Rents	150	314		509	1,586	835	1,272	2,253	618	1,563	2,224	741	1,005
304.1 Transitional Apt R	600	600			900	900							250
310 Shop Greenland	2,723	3,034	2,588	2,811	2,757	2,898	2,037	2,825	2,109	3,336	4,351	4,709	3,015
310.1 Barn Greenland		60											5
310.2 Cash Donations	9	91	48	7	9	2	8	18	3		1		16
310.3 Vouchers	(185)	(30)	(30)	(101)	(30)	(138)		(121)					(53)
310.4 Cash Over (Under)		(15)		(1)	147								11
310.5 Charge Sales	2,120	2,679	3,136	2,977	2,712	2,041	2,393	2,049	2,271	1,920	531		2,069
310.6 Gift Certificates	(185)	(191)	(283)	(181)	(202)	(94)	(159)	(193)	(146)	(13)	(32)		(140)
350 Misc Income				3,971		10	218	20	2,697	33,316	5,492	(3,083)	3,553
399 Hold Revenue to be All											6,640	4,438	923
Total Income	16,156	24,546	45,816	27,900	23,244	89,225	13,844	23,401	19,322	68,047	111,675	30,685	41,155
Expense													
402 Gala/Auction	624	53				13	13	13			29,546	7,000	3,105
402.1 Annual Appeal						(100)							(8)
402.4 Misc Fund Raising	57	1	2,020			40							176
450 Food & Groceries Gree				41	26			198			18		24
451 Supplies/Misc		228	249	245	264	287	131						117
452 Resident Rec	19	57		250					375				58
452.1 Other	44	44	52	52	52								20
453 Education	450	500	500	125		324							158
454 Resident Support							15				69		7
509 Outside Services	380	326	107	446	151	335	29	559	541	1,015	644	388	410
510 Op Supplies		58	473	55	885	514	17	298		14	41	218	215
512 Postage	66	80	120	10	63	112	114	22			13	20	52
514 EE Recruitment	160	163		25	(10)								28
515 Gross Wages	15,004	17,445	17,342	14,141	22,182	15,290	14,690	15,992	15,796	15,901	22,076	14,199	16,671
515.5 Wages G	2,148	2,060	1,952										513
516 Officer's Salary				3,692	8,558	4,062	4,062	4,062	4,062	4,062	6,092	4,062	3,559
521 Equip Rent	356	356	356	711	356	356		711		356			296
526 Utilities	509	629	651	85	437	439	437	546		1,724	631	1,081	597
526.1 Oil		459			625	1,563	325	1,658		1,271			492
526.2 Water	76	73	118	52	73	93		330	56		56		77
526.9 Utilities G	111	119	121	442	81	135	319	294					135
528 Cell Phone	249	253	269	271	278	270	269	321	51		51	278	213
528.9 Telephone G	51	51	103			81		31					26
529 Internet	428	113	157	105	156	155	51	158	158	788	271	366	242
530 Repairs & Maintenance	342	1,126	67	596	235	135			49	(3,849)	648	99	(46)
530.1 Lawn Care G	520	203		360									90
530.2 PC Maint	15	656	15	400	30	270	127	15		356	425		192

Income Statement Annual

For The Twelve Months Ended June 30, 2019

New Generation, Inc.

568 Portsmouth Avenue
PO Box 676
Greenland, NH 03840

Counting House Associates

524 Portsmouth Avenue
PO Box 755
Greenland, NH 03840

Ref.# 6363 New Generation.718199.52.N.06/30

	Jul-18	Aug-18	Sep-18	Oct-18	Nov-18	Dec-18	Jan-19	Feb-19	Mar-19	Apr-19	May-19	Jun-19	Average
530.9 Grounds G	389	274	372	471	589	279	475	475	260	79	284	220	347
534 Advertising & Promotio					23						114		11
535 Biz Insurance	884				2,054			3,132					506
535.1 WC Insurance	639			596	596	596		1,192	596				351
535.2 Auto Ins	184				378			601		1,219			198
535.5 D&O Liability Ins	113			144	263								43
535.9 Insurance - Greer	98				113			364					48
536 Employee Health Ins	883	883	883	1,103	1,238	3,308	2,179	2,074	1,968	1,968	(366)	2,167	1,524
536.1 Employee Life Ins	135	124	129	259	259			259		388		129	140
538 Meals							133				291	70	41
539 Travel & Lodging											102		9
542 FICA Tax	1,296	1,475	1,459	1,364	2,352	1,467	1,427	1,518	1,495	1,503	2,126	1,389	1,573
543 Unemployment Tax					21	22						0	4
546 Food/Gifts to EE's	307	136		100	70	639	77	105		52	10	(10)	124
550 Interest	38		(38)	51	34				66		61	8	18
550.1 Interest Expense	102	98	98	98	71	80	75	71		66	62	100	77
5505 Groceries	100	83		81		195	39						42
551 Bank Charges					39		150				39		19
551.1 Credit Card Fees				39						2			3
551.9 Bank Chgs G	196	161	178	296	264	178	154	166	160	168	235	223	198
552 Vehicle Expense	217	275	169	81	150	106	257	267			390	47	163
554 Vehicle Tolls & Parking		9		6									1
564 Legal & Accounting		5,000	170	3,289	6,608	776	920	3,566	1,513	1,608	876	826	2,096
564.1 Payroll Expenses	128	111	1,071	89	83	68	53	26	37				139
566 Office Expense	1,058	97	153	402	69	69	109	89		(10)	1,204	154	283
567 Investment Expense	470							1,174					137
580 Dues & Subscriptions												308	26
581 Laundry & Uniforms											83		7
595 Miscellaneous		15		1					1,385	535	234		181
595.5 Shop Supp G						25							2
8231 Building					45								4
8237 Lawn Care G	45	68											9
951 Penalties									57				5
Total Expense	28,889	33,859	29,313	30,573	49,759	32,182	26,649	40,285	28,624	29,214	66,323	33,342	35,751
Operating Income	(12,734)	(9,313)	16,503	(2,674)	(26,516)	57,043	(12,805)	(16,884)	(9,302)	38,833	45,352	(2,657)	5,404
Other Income													
901 Interest Income					24	15	15	13	15	15	15	15	11
902 Fund Change	4,460	3,711						730					742
Total Other Income	4,460	3,711			24	15	15	743	15	15	15	15	752
Other Expense													
115 Mortgage Principal	1,068	1,072	1,072	1,072	1,099	1,090	1,095	1,100	1,104	1,104	1,109	2,241	1,186
574 Amortization	8	8											1
575 Depreciation	2,133	2,021										20,000	2,013
Total Other Expense	3,209	3,101	1,072	1,072	1,099	1,090	1,095	1,100	1,104	1,104	1,109	22,241	3,200
Net Income	(11,483)	(8,703)	15,430	(3,746)	(27,591)	55,967	(13,885)	(17,240)	(10,391)	37,743	44,258	(24,883)	2,956

Comparative Statement of Income BUDGET

New Generation, Inc.

568 Portsmouth Avenue

PO Box 676

Greenland, NH 03840

For The Twelve Months Ended June 30, 2019

Counting House Associates

524 Portsmouth Avenue

PO Box 755

Greenland, NH 03840

Ref.# 6363 New Generation.718199.52.N.06/30

	\$ Amount		% Sales		\$ Amount		% Sales		
	1 Month Ended Jun 30 2019	Budget	1 Month Ended Jun 30 2019	Budget	12 Months Ended Jun 30 2019	Budget	12 Months Ended Jun 30 2019	Budget	
Income									
301 Private	74.00	200.00	0.2	0.4	3,155.43	22,200.00	0.6	4.5	
301.1 In Liew Of		200.00		0.4	1,666.00	2,100.00	0.3	0.4	
301.2 Religious	200.00	1,150.00	0.7	2.4	5,074.00	12,000.00	1.0	2.5	
301.3 Legacy					26,902.63		5.4		
301.4 Biz & Svc	666.25	400.00	2.2	0.8	6,845.62	4,800.00	1.4	1.0	
301.5 Sustained	3,425.56	625.00	11.2	1.3	7,375.55	7,500.00	1.5	1.5	
301.6 EMarketing		25.00		0.1		400.00		0.1	
301.7 Matching Gifts		500.00		1.0	1,150.00	6,000.00	0.2	1.2	
302 Gala/Auction	5,431.87	26,000.00	17.7	54.6	93,998.39	145,000.00	19.0	29.6	
302.1 Misc Fundraisin		200.00		0.4	40,260.85	31,500.00	8.2	6.4	
302.2 Annual Appeal					25,251.74	40,000.00	5.1	8.2	
303 Grants	13,000.00	4,500.00	42.4	9.4	113,100.00	62,000.00	22.9	12.7	
303.1 State Dollars (4,650.00		9.8	36,888.00	55,800.00	7.5	11.4	
303.2 United Way	1,083.34	1,080.00	3.5	2.3	4,333.36	14,000.00	0.9	2.9	
304 Resident Rents	741.00	400.00	2.4	0.8	12,063.50	4,800.00	2.4	1.0	
304.1 Transitional Ap		600.00		1.3	3,000.00	7,200.00	0.6	1.5	
310 Shop Greenland	4,708.75		15.3		36,176.05		7.3		
310.1 Barn Greenland		7,000.00		14.7	60.00	71,800.00	0.0	14.7	
310.2 Cash Donations					195.25		0.0		
310.3 Vouchers					(634.00)		(0.1)		
310.4 Cash Over (Unde					131.00		0.0		
310.5 Charge Sales					24,827.25		5.0		
310.6 Gift Certificat					(1,678.50)		(0.3)		
350 Misc Income	(3,083.00)		(10.0)		42,639.99		8.6		
360 In-Kind Donations		100.00		0.2		2,000.00		0.4	
399 Hold Revenue to b	4,437.50		14.5		11,077.75		2.2		
Total Income	30,685.27	47,630.00	100.0	100.0	493,859.86	489,100.00	100.0	100.0	
Expense									
539 Travel & Lodging					102.00		0.0		
580 Dues & Subscripti	308.00		1.0		308.00		0.1		
581 Laundry & Uniform					82.50		0.0		
951 Penalties					56.76		0.0		
Administration									
534 Advertising					136.89		0.0		
535.5 D&O Liabil		125.00		0.3	520.40	1,500.00	0.1	0.3	
538 Meals	69.52		0.2		493.48		0.1		
550 Interest	8.46		0.0		220.77		0.0		
551 Bank Charges					228.00	200.00	0.0	0.0	
551.1 Credit Car					40.77		0.0		
564 Legal & Acco	826.00		2.7		25,151.64	6,900.00	5.1	1.4	
566 Office Expen	154.19	50.00	0.5	0.1	3,394.52	600.00	0.7	0.1	
567 Investment E		142.00		0.3	1,643.62	1,704.00	0.3	0.3	
595 Miscellaneous					2,168.81		0.4		
Total Administration	1,058.17	317.00	3.4	0.7	33,998.90	10,904.00	6.9	2.2	
Development & Fundraising									

Comparative Statement of Income BUDGET

New Generation, Inc.

568 Portsmouth Avenue
PO Box 676
Greenland, NH 03840

For The Twelve Months Ended June 30, 2019

Counting House Associates

524 Portsmouth Avenue
PO Box 755
Greenland, NH 03840
Ref.# 6363 New Generation.718199.52.N.06/30

	\$ Amount		% Sales		\$ Amount		% Sales	
	1 Month Ended Jun 30 2019	Budget	1 Month Ended Jun 30 2019	Budget	12 Months Ended Jun 30 2019	Budget	12 Months Ended Jun 30 2019	Budget
402 Gala/Auction	7,000.00	500.00	22.8	1.0	37,262.03	27,000.00	7.5	5.5
402.1 Annual App					(100.00)	1,500.00	0.0	0.3
402.4 Misc Fund		50.00		0.1	2,117.31	600.00	0.4	0.1
Total Development & Func	7,000.00	550.00	22.8	1.2	39,279.34	29,100.00	8.0	5.9
Personnel								
514 EE Recruitme		175.00		0.4	337.61	2,100.00	0.1	0.4
515 Gross Wages	14,198.74	18,350.00	46.3	38.5	200,057.50	238,600.00	40.5	48.8
516 Officer's Sa	4,061.54		13.2		42,712.17		8.6	
535.1 WC Insuran					4,215.00		0.9	
536 Employee Hea	2,166.66		7.1		18,285.74		3.7	
536.1 Employee L	129.28	100.00	0.4	0.2	1,680.64	1,200.00	0.3	0.2
542 FICA Tax	1,389.05	1,295.00	4.5	2.7	18,871.84	16,800.00	3.8	3.4
543 Unemployment	0.43		0.0		43.62		0.0	
546 Food/Gifts t	(10.00)	100.00	0.0	0.2	1,486.52	1,100.00	0.3	0.2
552 Vehicle Expe	47.00	60.00	0.2	0.1	1,959.42	720.00	0.4	0.1
564.1 Payroll Ex		140.00		0.3	1,665.49	1,680.00	0.3	0.3
576 Professional		245.00		0.5		2,940.00		0.6
Total Personnel	21,982.70	20,465.00	71.6	43.0	291,315.55	265,140.00	59.0	54.2
Facility								
509 Outside Serv	388.19	400.00	1.3	0.8	4,921.25	5,000.00	1.0	1.0
520 Rent		100.00		0.2		1,200.00		0.2
526 Utilities	1,081.16	550.00	3.5	1.2	7,168.68	6,600.00	1.5	1.3
526.1 Oil					5,900.91	4,600.00	1.2	0.9
526.2 Water		110.00		0.2	927.65	1,320.00	0.2	0.3
530 Repairs & Ma	99.18	130.00	0.3	0.3	(551.59)	1,745.00	(0.1)	0.4
530.1 Lawn Care		200.00		0.4	1,082.50	2,600.00	0.2	0.5
535 Biz Insuranc		900.00		1.9	6,070.34	10,800.00	1.2	2.2
550.1 Interest E	99.99	130.00	0.3	0.3	920.56	1,560.00	0.2	0.3
Total Facility	1,668.52	2,520.00	5.4	5.3	26,440.30	35,425.00	5.4	7.2
Household & Residents								
450 Food & Groce		150.00		0.3	283.00	1,800.00	0.1	0.4
451 Supplies/Mis		100.00		0.2	1,403.35	1,200.00	0.3	0.2
452 Residet Rec		50.00		0.1	700.79	600.00	0.1	0.1
452.1 Other		125.00		0.3	242.74	1,500.00	0.0	0.3
453 Education		80.00		0.2	1,899.00	960.00	0.4	0.2
454 Resident Sup		30.00		0.1	84.21	360.00	0.0	0.1
510 Op Supplies	218.37	100.00	0.7	0.2	2,574.42	1,200.00	0.5	0.2
512 Postage	19.88	50.00	0.1	0.1	620.02	600.00	0.1	0.1
521 Equip Rent		360.00		0.8	3,555.00	4,320.00	0.7	0.9
528 Cell Phone	277.67		0.9		2,559.27		0.5	
529 Internet	366.37	200.00	1.2	0.4	2,906.60	2,400.00	0.6	0.5
530.2 PC Maint		250.00		0.5	2,309.02	3,000.00	0.5	0.6
535.2 Auto Ins		180.00		0.4	2,381.40	2,160.00	0.5	0.4
5505 Groceries					499.15		0.1	
554 Vehicle Toll		5.00		0.0	14.82	60.00	0.0	0.0
Total Household & Reside	882.29	1,680.00	2.9	3.5	22,032.79	20,160.00	4.5	4.1

Comparative Statement of Income BUDGET

New Generation, Inc.

568 Portsmouth Avenue
PO Box 676
Greenland, NH 03840

For The Twelve Months Ended June 30, 2019

Counting House Associates

524 Portsmouth Avenue
PO Box 755
Greenland, NH 03840
Ref.# 6363 New Generation.718199.52.N.06/30

	\$ Amount		% Sales		\$ Amount		% Sales	
	1 Month Ended Jun 30		1 Month Ended Jun 30		12 Months Ended Jun 30		12 Months Ended Jun 30	
	2019	Budget	2019	Budget	2019	Budget	2019	Budget
Second Generation								
515.5 Wages G		1,985.00	4.2		6,159.88	25,800.00	1.2	5.3
526.9 Utilities		100.00	0.2		1,621.29	1,200.00	0.3	0.2
528.9 Telephone		255.00	0.5		316.20	3,060.00	0.1	0.6
530.9 Grounds G	219.53	445.00	0.7	0.9	4,164.82	6,720.00	0.8	1.4
535.9 Insurance		100.00	0.2		575.66	1,200.00	0.1	0.2
551.9 Bank Chgs	222.72	180.00	0.7	0.4	2,377.08	2,200.00	0.5	0.4
595.5 Shop Supp		25.00	0.1		25.21	300.00	0.0	0.1
8231 Building					45.00		0.0	
8237 Lawn Care G					112.50		0.0	
Total Second Generation	<u>442.25</u>	<u>3,090.00</u>	<u>1.4</u>	<u>6.5</u>	<u>15,397.64</u>	<u>40,480.00</u>	<u>3.1</u>	<u>8.3</u>
Total Expense	<u>33,341.93</u>	<u>28,622.00</u>	<u>108.7</u>	<u>60.1</u>	<u>429,013.78</u>	<u>401,209.00</u>	<u>86.9</u>	<u>82.0</u>
Operating Income	(2,656.66)	19,008.00	(8.7)	39.9	64,846.08	87,891.00	13.1	18.0
Other Income								
901 Interest Income	14.54		0.0		126.84		0.0	
902 Fund Change					8,900.68	1,700.00	1.8	0.3
Total Other Income	14.54		0.0		9,027.52	1,700.00	1.8	0.3
Other Expense								
115 Mortgage Principa	2,240.55	1,100.00	7.3	2.3	14,226.77	13,200.00	2.9	2.7
574 Amortization		10.00	0.0		15.70	120.00	0.0	0.0
575 Depreciation	20,000.00	2,680.00	65.2	5.6	24,154.08	30,440.00	4.9	6.2
Total Other Expense	<u>22,240.55</u>	<u>3,790.00</u>	<u>72.5</u>	<u>8.0</u>	<u>38,396.55</u>	<u>43,760.00</u>	<u>7.8</u>	<u>8.9</u>
Net Income	<u>(24,882.67)</u>	<u>15,218.00</u>	<u>(81.1)</u>	<u>32.0</u>	<u>35,477.05</u>	<u>45,831.00</u>	<u>7.2</u>	<u>9.4</u>

Comparative Statement of Income - Detailed

New Generation, Inc.

568 Portsmouth Avenue
PO Box 676
Greenland, NH 03840

For The Twelve Months Ended June 30, 2019

Counting House Associates

524 Portsmouth Avenue
PO Box 755
Greenland, NH 03840
Ref.# 6363 New Generation.718199.52.N.06/30

	\$ Amount		% Sales		\$ Amount		% Sales	
	1 Month Ended Jun 30		1 Month Ended Jun 30		12 Months Ended Jun 30		12 Months Ended Jun 30	
	2019	2018	2019	2018	2019	2018	2019	2018
Income								
399 Hold Revenue to be A	4,438		14.5		11,078		2.2	
Donations								
301 Private	74	194	0.2	0.4	3,155	18,491	0.6	4.1
301.1 In Liew Of		100		0.2	1,666	1,475	0.3	0.3
301.2 Religious	200	3,372	0.7	6.5	5,074	9,880	1.0	2.2
301.3 Legacy					26,903	133	5.4	0.0
301.4 Biz & Svc	666	221	2.2	0.4	6,846	3,367	1.4	0.8
301.5 Sustained	3,426	111	11.2	0.2	7,376	7,396	1.5	1.6
301.6 EMarketing						25		0.0
301.7 Matching Gift		50		0.1	1,150	5,549	0.2	1.2
Total Donations	4,366	4,048	14.2	7.8	52,169	46,316	10.6	10.3
Fund Raising								
302 Gala/Auction	5,432	23,860	17.7	46.0	93,998	141,140	19.0	31.5
302.1 Misc Fundrais					40,261	425	8.2	0.1
302.2 Annual Appeal					25,252	37,301	5.1	8.3
302.3 Golf Tourname						19,264		4.3
Total Fund Raising	5,432	23,860	17.7	46.0	159,511	198,130	32.3	44.2
Grants & Awards								
303 Grants	13,000	3,000	42.4	5.8	113,100	43,431	22.9	9.7
303.1 State Dollars		13,846		26.7	36,888	55,350	7.5	12.3
303.2 United Way	1,083	74	3.5	0.1	4,333	23,171	0.9	5.2
Total Grants & Awards	14,083	16,920	45.9	32.6	154,321	121,952	31.2	27.2
In Kind Donations								
360 In-Kind Donatio						2,000		0.4
Total In Kind Donations						2,000		0.4
Resident Payments								
304 Resident Rents	741	90	2.4	0.2	12,064	5,742	2.4	1.3
304.1 Transitional		600		1.2	3,000	6,500	0.6	1.4
Total Resident Payments	741	690	2.4	1.3	15,064	12,242	3.1	2.7
Second Generation								
310 Shop Greenland	4,709	3,357	15.3	6.5	36,176	39,837	7.3	8.9
310.1 Barn Greenlan					60	551	0.0	0.1
310.2 Cash Donation		9		0.0	195	259	0.0	0.1
310.3 Vouchers		(89)		(0.2)	(634)	(3,258)	(0.1)	(0.7)
310.4 Cash Over (Un		(10)		0.0	131	(75)	0.0	0.0
310.5 Charge Sales		3,217		6.2	24,827	32,226	5.0	7.2
310.6 Gift Certific		(133)		(0.3)	(1,679)	(1,592)	(0.3)	(0.4)
Total Second Generation	4,709	6,352	15.3	12.2	59,077	67,950	12.0	15.1
Other								
350 Misc Income	(3,083)		(10.0)		42,640	2	8.6	0.0

Comparative Statement of Income - Detailed

New Generation, Inc.

568 Portsmouth Avenue
PO Box 676
Greenland, NH 03840

For The Twelve Months Ended June 30, 2019

Counting House Associates

524 Portsmouth Avenue

PO Box 755

Greenland, NH 03840

Ref.# 6363 New Generation.718199.52.N.06/30

	\$ Amount		% Sales		\$ Amount		% Sales	
	1 Month Ended		1 Month Ended		12 Months Ended		12 Months Ended	
	2019	2018	2019	2018	2019	2018	2019	2018
	Jun 30		Jun 30		Jun 30		Jun 30	
Total Other	(3,083)		(10.0)		42,640	2	8.6	0.0
Total Income	30,685	51,870	100.0	100.0	493,860	448,592	100.0	100.0
Expense								
515.9 Wages		549		1.1		549		0.1
539 Travel & Lodging					102		0.0	
580 Dues & Subscriptions	308		1.0		308		0.1	
581 Laundry & Uniforms					83		0.0	
951 Penalties					57		0.0	
Administration								
534 Advertising & P					137		0.0	
535.5 D&O Liability		113		0.2	520	1,287	0.1	0.3
538 Meals	70		0.2		493		0.1	
550 Interest	8	56	0.0	0.1	221	327	0.0	0.1
551 Bank Charges					228	172	0.0	0.0
551.1 Credit Card F					41		0.0	
564 Legal & Account	826		2.7		25,152	6,850	5.1	1.5
566 Office Expense	154	667	0.5	1.3	3,395	4,117	0.7	0.9
567 Investment Expe					1,644	1,647	0.3	0.4
595 Miscellaneous					2,169	198	0.4	0.0
Total Administration	1,058	837	3.4	1.6	33,999	14,597	6.9	3.3
Development & Fundraising								
402 Gala/Auction	7,000	183	22.8	0.4	37,262	27,117	7.5	6.0
402.1 Annual Appeal					(100)	961	0.0	0.2
402.3 Golf Tourname						11,666		2.6
402.4 Misc Fund Rai		8		0.0	2,117	1,609	0.4	0.4
556.1 Consultant Fe						2,500		0.6
Total Development & Func	7,000	191	22.8	0.4	39,279	43,853	8.0	9.8
Personnel								
514 EE Recruitment		362		0.7	338	1,875	0.1	0.4
515 Gross Wages	14,199	24,073	46.3	46.4	200,058	213,179	40.5	47.5
516 Officer's Salar	4,062		13.2		42,712		8.6	
535.1 WC Insurance		638		1.2	4,215	6,111	0.9	1.4
536 Employee Health	2,167		7.1		18,286		3.7	
536.1 Employee Life	129	135	0.4	0.3	1,681	986	0.3	0.2
542 FICA Tax	1,389	2,941	4.5	5.7	18,872	26,894	3.8	6.0
543 Unemployment Ta	0		0.0		44		0.0	
546 Food/Gifts to E	(10)	84	0.0	0.2	1,487	1,177	0.3	0.3
552 Vehicle Expense	47	35	0.2	0.1	1,959	2,391	0.4	0.5
564.1 Payroll Expen		(131)		(0.3)	1,665	1,104	0.3	0.2
576 Professional De						882		0.2
Total Personnel	21,983	28,139	71.6	54.2	291,316	254,597	59.0	56.8
Facility								
509 Outside Service	388	288	1.3	0.6	4,921	2,579	1.0	0.6
526 Utilities	1,081	354	3.5	0.7	7,169	6,180	1.5	1.4

Comparative Statement of Income - Detailed

New Generation, Inc.
568 Portsmouth Avenue
PO Box 676
Greenland, NH 03840

For The Twelve Months Ended June 30, 2019

Counting House Associates
524 Portsmouth Avenue
PO Box 755
Greenland, NH 03840
Ref.# 6363 New Generation.718199.52.N.06/30

	\$ Amount		% Sales		\$ Amount		% Sales	
	1 Month Ended Jun 30		1 Month Ended Jun 30		12 Months Ended Jun 30		12 Months Ended Jun 30	
	2019	2018	2019	2018	2019	2018	2019	2018
526.1 Oil					5,901	4,517	1.2	1.0
526.2 Water		111		0.2	928	1,232	0.2	0.3
530 Repairs & Maint	99	544	0.3	1.0	(552)	4,839	(0.1)	1.1
530.1 Lawn Care G		135		0.3	1,083	1,730	0.2	0.4
535 Biz Insurance		884		1.7	6,070	9,742	1.2	2.2
550.1 Interest Expe	100	107	0.3	0.2	921	1,568	0.2	0.3
Total Facility	1,669	2,424	5.4	4.7	26,440	32,388	5.4	7.2
Household & Residents								
450 Food & Grocerie					283	96	0.1	0.0
451 Supplies/Misc		253		0.5	1,403	2,341	0.3	0.5
452 Residet Rec		43		0.1	701	1,218	0.1	0.3
452.1 Other		53		0.1	243	1,392	0.0	0.3
453 Education		645		1.2	1,899	1,868	0.4	0.4
454 Resident Suppor					84		0.0	
510 Op Supplies	218	170	0.7	0.3	2,574	1,011	0.5	0.2
512 Postage	20	16	0.1	0.0	620	731	0.1	0.2
521 Equip Rent		340		0.7	3,555	5,777	0.7	1.3
528 Cell Phone	278	252	0.9	0.5	2,559	2,942	0.5	0.7
529 Internet	366	142	1.2	0.3	2,907	2,030	0.6	0.5
530.2 PC Maint		85		0.2	2,309	2,965	0.5	0.7
535.2 Auto Ins		184		0.4	2,381	2,031	0.5	0.5
5505 Groceries		209		0.4	499	1,742	0.1	0.4
554 Vehicle Tolls &		9		0.0	15	30	0.0	0.0
Total Household & Reside	882	2,401	2.9	4.6	22,033	26,174	4.5	5.8
Aftercare								
5800 Aftercare Pgm						36		0.0
Total Aftercare						36		0.0
Second Generation								
515.5 Wages G		3,307		6.4	6,160	26,323	1.2	5.9
526.9 Utilities G		84		0.2	1,621	2,631	0.3	0.6
528.9 Telephone G		51		0.1	316	634	0.1	0.1
530.9 Grounds G	220	717	0.7	1.4	4,165	5,808	0.8	1.3
535.9 Insurance - G		98		0.2	576	1,082	0.1	0.2
551.9 Bank Chgs G	223	195	0.7	0.4	2,377	2,124	0.5	0.5
595.5 Shop Supp G		25		0.0	25	241	0.0	0.1
8231 Building					45	48	0.0	0.0
8237 Lawn Care G		45		0.1	113	360	0.0	0.1
Total Second Generation	442	4,521	1.4	8.7	15,398	39,251	3.1	8.7
Total Expense	33,342	39,063	108.7	75.3	429,014	411,446	86.9	91.7
Operating Income	(2,657)	12,807	(8.7)	24.7	64,846	37,146	13.1	8.3
Other Income								
901 Interest Income	15			0.0	127		0.0	
902 Fund Change		1,808		3.5	8,901	8,253	1.8	1.8

Comparative Statement of Income - Detailed

New Generation, Inc.

568 Portsmouth Avenue
PO Box 676
Greenland, NH 03840

For The Twelve Months Ended June 30, 2019

Counting House Associates

524 Portsmouth Avenue
PO Box 755
Greenland, NH 03840
Ref.# 6363 New Generation.718199.52.N.06/30

	\$ Amount		% Sales		\$ Amount		% Sales	
	1 Month Ended Jun 30		1 Month Ended Jun 30		12 Months Ended Jun 30		12 Months Ended Jun 30	
	2019	2018	2019	2018	2019	2018	2019	2018
Total Other Income	15	1,808	0.0	3.5	9,028	8,253	1.8	1.8
Other Expense								
115 Mortgage Principal	2,241	1,064	7.3	2.1	14,227	12,475	2.9	2.8
574 Amortization	8	8	0.0	0.0	16	98	0.0	0.0
575 Depreciation	20,000	2,133	65.2	4.1	24,154	26,199	4.9	5.8
Total Other Expense	22,241	3,204	72.5	6.2	38,397	38,772	7.8	8.6
Net Income	<u>(24,883)</u>	<u>11,411</u>	<u>(81.1)</u>	<u>22.0</u>	<u>35,477</u>	<u>6,627</u>	<u>7.2</u>	<u>1.5</u>

Journal Entry and Check Register

For The Month Ended June 30, 2019

New Generation, Inc.

568 Portsmouth Avenue
PO Box 676
Greenland, NH 03840

Counting House Associates

524 Portsmouth Avenue
PO Box 755
Greenland, NH 03840
Ref.# 6363 New Generation.718199.52.N.06/30

Date	Check #	Payee	Account	Amount	Description	Check Amt
Check	102	TD Bank - 3118		PBM 2018 12 - 1		
6/10/19	DD 321	Sarah Brown	921	85.61	Dr	
6/14/19	DD 322	Alyssa Clement	921	253.44	Dr	
6/14/19	DD 323	Leah Rothchild	921	705.78	Dr	
6/14/19	DD 324	Norma Marcaurette	921	478.00	Dr	
6/14/19	DD 325	Susan Lalonde	921	418.76	Dr	
6/14/19	DD 326	Ashley Foster	921	643.29	Dr	
6/14/19	DD 330	Donna Marsh	921	1,701.41	Dr	
6/14/19	DD 331	Amy L. Donle	921	1,133.86	Dr	
6/14/19	DD 332	Amy E Michaels	921	1,446.63	Dr	
6/14/19	DD 333	Amy E Michaels	921	389.81	Dr	
6/28/19	DD 335	Amy L. Donle	921	965.09	Dr	
6/28/19	DD 336	Ashley Foster	921	500.35	Dr	
6/28/19	DD 338	Norma Marcaurette	921	541.57	Dr	
6/28/19	DD 340	Susan Lalonde	921	369.75	Dr	
6/28/19	DD 342	Leah Rothchild	921	689.38	Dr	
6/28/19	DD 343	Alyssa Clement	921	253.44	Dr	
6/28/19	DD 344	Amy E Michaels	921	1,359.63	Dr	
6/28/19	DD 345	Donna Marsh	921	1,701.41	Dr	
6/10/19	321	Sarah Brown	232	1.34	Cr	
6/10/19	321	Sarah Brown	921	85.61	Cr	
6/10/19	321	Sarah Brown	232	5.75	Cr	
6/10/19	321	Sarah Brown	232	5.75	Cr	
6/10/19	321	Sarah Brown	232	1.34	Cr	
6/10/19	321	Sarah Brown	542	7.09	Dr	
6/10/19	321	Sarah Brown	515	92.70	Dr	
6/14/19	322	Alyssa Clement	921	253.44	Cr	
6/14/19	322	Alyssa Clement	232	17.02	Cr	
6/14/19	322	Alyssa Clement	232	3.98	Cr	
6/14/19	322	Alyssa Clement	232	3.98	Cr	
6/14/19	322	Alyssa Clement	542	21.00	Dr	
6/14/19	322	Alyssa Clement	515	142.44	Dr	
6/14/19	322	Alyssa Clement	515	132.00	Dr	
6/14/19	322	Alyssa Clement	232	17.02	Cr	
6/14/19	323	Leah Rothchild	921	705.78	Cr	
6/14/19	323	Leah Rothchild	515	599.31	Dr	
6/14/19	323	Leah Rothchild	515	132.00	Dr	
6/14/19	323	Leah Rothchild	515	19.69	Dr	
6/14/19	323	Leah Rothchild	542	62.94	Dr	
6/14/19	323	Leah Rothchild	232	11.93	Cr	
6/14/19	323	Leah Rothchild	232	11.93	Cr	
6/14/19	323	Leah Rothchild	232	51.01	Cr	
6/14/19	323	Leah Rothchild	232	51.01	Cr	
6/14/19	323	Leah Rothchild	232	54.00	Cr	
6/14/19	323	Leah Rothchild	515	71.72	Dr	
6/14/19	324	Norma Marcaurette	542	41.50	Dr	
6/14/19	324	Norma Marcaurette	232	33.63	Cr	
6/14/19	324	Norma Marcaurette	232	7.87	Cr	
6/14/19	324	Norma Marcaurette	515	542.50	Dr	

Journal Entry and Check Register

For The Month Ended June 30, 2019

New Generation, Inc.

568 Portsmouth Avenue
PO Box 676
Greenland, NH 03840

Counting House Associates

524 Portsmouth Avenue
PO Box 755
Greenland, NH 03840

Check	102	TD Bank - 3118	PBM 2018 12 - 1		
6/14/19	324	Norma Marcaurette	921	478.00	Cr
6/14/19	324	Norma Marcaurette	232	23.00	Cr
6/14/19	324	Norma Marcaurette	232	33.63	Cr
6/14/19	324	Norma Marcaurette	232	7.87	Cr
6/14/19	325	Susan Lalonde	232	28.11	Cr
6/14/19	325	Susan Lalonde	542	34.68	Dr
6/14/19	325	Susan Lalonde	232	6.57	Cr
6/14/19	325	Susan Lalonde	515	129.00	Dr
6/14/19	325	Susan Lalonde	232	28.11	Cr
6/14/19	325	Susan Lalonde	515	188.44	Dr
6/14/19	325	Susan Lalonde	515	136.00	Dr
6/14/19	325	Susan Lalonde	921	418.76	Cr
6/14/19	325	Susan Lalonde	232	6.57	Cr
6/14/19	326	Ashley Foster	515	264.00	Dr
6/14/19	326	Ashley Foster	542	58.84	Dr
6/14/19	326	Ashley Foster	232	11.15	Cr
6/14/19	326	Ashley Foster	232	47.69	Cr
6/14/19	326	Ashley Foster	232	67.00	Cr
6/14/19	326	Ashley Foster	515	360.00	Dr
6/14/19	326	Ashley Foster	515	145.13	Dr
6/14/19	326	Ashley Foster	232	47.69	Cr
6/14/19	326	Ashley Foster	921	643.29	Cr
6/14/19	326	Ashley Foster	232	11.15	Cr
6/14/19	327	Schuyler Cumback	515	127.46	Dr
6/14/19	327	Schuyler Cumback	232	7.90	Cr
6/14/19	327	Schuyler Cumback	232	7.90	Cr
6/14/19	327	Schuyler Cumback	232	1.85	Cr
6/14/19	327	Schuyler Cumback	232	1.85	Cr
6/14/19	327	Schuyler Cumback	542	9.75	Dr
6/14/19	328	Brandy Rickaby	232	2.08	Cr
6/14/19	328	Brandy Rickaby	232	2.08	Cr
6/14/19	328	Brandy Rickaby	232	8.91	Cr
6/14/19	328	Brandy Rickaby	515	143.69	Dr
6/14/19	328	Brandy Rickaby	542	10.99	Dr
6/14/19	328	Brandy Rickaby	232	8.91	Cr
6/14/19	329	Tina Nagle	232	1.04	Cr
6/14/19	329	Tina Nagle	543	0.43	Dr
6/14/19	329	Tina Nagle	232	0.43	Cr
6/14/19	329	Tina Nagle	232	1.04	Cr
6/14/19	329	Tina Nagle	232	4.45	Cr
6/14/19	329	Tina Nagle	232	4.45	Cr
6/14/19	329	Tina Nagle	515	71.84	Dr
6/14/19	329	Tina Nagle	542	5.49	Dr
6/14/19	330	Donna Marsh	232	29.45	Cr
6/14/19	330	Donna Marsh	516	2,030.77	Dr
6/14/19	330	Donna Marsh	921	1,701.41	Cr
6/14/19	330	Donna Marsh	232	174.00	Cr
6/14/19	330	Donna Marsh	232	125.91	Cr
6/14/19	330	Donna Marsh	232	29.45	Cr
6/14/19	330	Donna Marsh	542	155.36	Dr
6/14/19	330	Donna Marsh	232	125.91	Cr

117.71 Dr

132.70 Dr

66.35 Dr

Journal Entry and Check Register

For The Month Ended June 30, 2019

New Generation, Inc.

568 Portsmouth Avenue
PO Box 676
Greenland, NH 03840

Counting House Associates

524 Portsmouth Avenue
PO Box 755
Greenland, NH 03840

Check	102	TD Bank - 3118		PBM 2018 12 - 1	
6/14/19	331	Amy L. Donle	232	19.22	Cr
6/14/19	331	Amy L. Donle	232	19.22	Cr
6/14/19	331	Amy L. Donle	232	82.17	Cr
6/14/19	331	Amy L. Donle	232	82.17	Cr
6/14/19	331	Amy L. Donle	921	1,133.86	Cr
6/14/19	331	Amy L. Donle	515	139.50	Dr
6/14/19	331	Amy L. Donle	515	1,185.75	Dr
6/14/19	331	Amy L. Donle	232	90.00	Cr
6/14/19	331	Amy L. Donle	542	101.39	Dr
6/14/19	332	Amy E Michaels	552	47.00	Dr
6/14/19	332	Amy E Michaels	542	133.17	Dr
6/14/19	332	Amy E Michaels	232	25.24	Cr
6/14/19	332	Amy E Michaels	232	25.24	Cr
6/14/19	332	Amy E Michaels	232	107.93	Cr
6/14/19	332	Amy E Michaels	232	107.93	Cr
6/14/19	332	Amy E Michaels	233	63.00	Cr
6/14/19	332	Amy E Michaels	232	145.00	Cr
6/14/19	332	Amy E Michaels	536	51.51	Cr
6/14/19	332	Amy E Michaels	515	100.00	Dr
6/14/19	332	Amy E Michaels	515	1,692.31	Dr
6/14/19	332	Amy E Michaels	921	1,446.63	Cr
6/14/19	333	Amy E Michaels	515	422.10	Dr
6/14/19	333	Amy E Michaels	232	6.12	Cr
6/14/19	333	Amy E Michaels	232	6.12	Cr
6/14/19	333	Amy E Michaels	232	26.17	Cr
6/14/19	333	Amy E Michaels	232	26.17	Cr
6/14/19	333	Amy E Michaels	921	389.81	Cr
6/14/19	333	Amy E Michaels	542	32.29	Dr
6/18/19	334	Brandy Rickaby	232	8.58	Cr
6/18/19	334	Brandy Rickaby	515	327.88	Dr
6/18/19	334	Brandy Rickaby	515	264.00	Dr
6/18/19	334	Brandy Rickaby	232	46.00	Cr
6/18/19	334	Brandy Rickaby	232	36.70	Cr
6/18/19	334	Brandy Rickaby	232	8.58	Cr
6/18/19	334	Brandy Rickaby	542	45.28	Dr
6/18/19	334	Brandy Rickaby	232	36.70	Cr
6/28/19	335	Amy L. Donle	512	13.78	Dr
6/28/19	335	Amy L. Donle	515	961.00	Dr
6/28/19	335	Amy L. Donle	515	139.50	Dr
6/28/19	335	Amy L. Donle	921	965.09	Cr
6/28/19	335	Amy L. Donle	232	65.00	Cr
6/28/19	335	Amy L. Donle	232	68.23	Cr
6/28/19	335	Amy L. Donle	232	68.23	Cr
6/28/19	335	Amy L. Donle	232	15.96	Cr
6/28/19	335	Amy L. Donle	232	15.96	Cr
6/28/19	335	Amy L. Donle	542	84.19	Dr
6/28/19	336	Ashley Foster	921	500.35	Cr
6/28/19	336	Ashley Foster	542	48.16	Dr
6/28/19	336	Ashley Foster	232	9.13	Cr
6/28/19	336	Ashley Foster	232	9.13	Cr
6/28/19	336	Ashley Foster	232	39.03	Cr

500.60 Dr

Journal Entry and Check Register

For The Month Ended June 30, 2019

New Generation, Inc.

568 Portsmouth Avenue
PO Box 676
Greenland, NH 03840

Counting House Associates

524 Portsmouth Avenue
PO Box 755
Greenland, NH 03840

Check	102	TD Bank - 3118	PBM 2018 12 - 1		
6/28/19	336	Ashley Foster	232	39.03	Cr
6/28/19	336	Ashley Foster	232	51.00	Cr
6/28/19	336	Ashley Foster	515	275.63	Dr
6/28/19	336	Ashley Foster	515	198.00	Dr
6/28/19	336	Ashley Foster	515	155.88	Dr
6/28/19	336	Ashley Foster	233	30.00	Cr
6/28/19	337	Schuyler Cumback	232	2.02	Cr
6/28/19	337	Schuyler Cumback	232	2.02	Cr
6/28/19	337	Schuyler Cumback	232	8.62	Cr
6/28/19	337	Schuyler Cumback	232	8.62	Cr
6/28/19	337	Schuyler Cumback	515	139.05	Dr
6/28/19	337	Schuyler Cumback	542	10.64	Dr
6/28/19	338	Norma Marcaurette	515	620.00	Dr
6/28/19	338	Norma Marcaurette	232	8.99	Cr
6/28/19	338	Norma Marcaurette	542	47.43	Dr
6/28/19	338	Norma Marcaurette	232	8.99	Cr
6/28/19	338	Norma Marcaurette	921	541.57	Cr
6/28/19	338	Norma Marcaurette	232	31.00	Cr
6/28/19	338	Norma Marcaurette	232	38.44	Cr
6/28/19	338	Norma Marcaurette	232	38.44	Cr
6/28/19	339	Harper Marsh	232	0.71	Cr
6/28/19	339	Harper Marsh	232	3.02	Cr
6/28/19	339	Harper Marsh	542	3.73	Dr
6/28/19	339	Harper Marsh	232	0.71	Cr
6/28/19	339	Harper Marsh	232	3.02	Cr
6/28/19	339	Harper Marsh	515	48.67	Dr
6/28/19	340	Susan Lalonde	232	5.81	Cr
6/28/19	340	Susan Lalonde	232	5.81	Cr
6/28/19	340	Susan Lalonde	232	24.82	Cr
6/28/19	340	Susan Lalonde	232	24.82	Cr
6/28/19	340	Susan Lalonde	515	264.38	Dr
6/28/19	340	Susan Lalonde	515	136.00	Dr
6/28/19	340	Susan Lalonde	921	369.75	Cr
6/28/19	340	Susan Lalonde	542	30.63	Dr
6/28/19	341	Brandy Rickaby	515	264.00	Dr
6/28/19	341	Brandy Rickaby	542	73.56	Dr
6/28/19	341	Brandy Rickaby	232	13.94	Cr
6/28/19	341	Brandy Rickaby	232	59.62	Cr
6/28/19	341	Brandy Rickaby	232	59.62	Cr
6/28/19	341	Brandy Rickaby	232	90.00	Cr
6/28/19	341	Brandy Rickaby	515	198.28	Dr
6/28/19	341	Brandy Rickaby	515	28.13	Dr
6/28/19	341	Brandy Rickaby	515	387.00	Dr
6/28/19	341	Brandy Rickaby	515	71.84	Dr
6/28/19	341	Brandy Rickaby	515	12.38	Dr
6/28/19	341	Brandy Rickaby	232	13.94	Cr
6/28/19	342	Leah Rothchild	515	645.00	Dr
6/28/19	342	Leah Rothchild	232	11.64	Cr
6/28/19	342	Leah Rothchild	542	61.41	Dr
6/28/19	342	Leah Rothchild	232	11.64	Cr
6/28/19	342	Leah Rothchild	921	689.38	Cr

128.41 Dr

44.94 Dr

798.07 Dr

Journal Entry and Check Register

For The Month Ended June 30, 2019

New Generation, Inc.

568 Portsmouth Avenue
PO Box 676
Greenland, NH 03840

Counting House Associates

524 Portsmouth Avenue
PO Box 755
Greenland, NH 03840

Check	102	TD Bank - 3118	PBM 2018 12 - 1
6/28/19	342	Leah Rothchild	232 52.00 Cr
6/28/19	342	Leah Rothchild	515 132.00 Dr
6/28/19	342	Leah Rothchild	515 5.63 Dr
6/28/19	342	Leah Rothchild	515 20.16 Dr
6/28/19	342	Leah Rothchild	232 49.77 Cr
6/28/19	342	Leah Rothchild	232 49.77 Cr
6/28/19	343	Alyssa Clement	232 17.02 Cr
6/28/19	343	Alyssa Clement	515 142.44 Dr
6/28/19	343	Alyssa Clement	232 3.98 Cr
6/28/19	343	Alyssa Clement	515 132.00 Dr
6/28/19	343	Alyssa Clement	232 3.98 Cr
6/28/19	343	Alyssa Clement	232 17.02 Cr
6/28/19	343	Alyssa Clement	921 253.44 Cr
6/28/19	343	Alyssa Clement	542 21.00 Dr
6/28/19	344	Amy E Michaels	542 133.17 Dr
6/28/19	344	Amy E Michaels	232 25.24 Cr
6/28/19	344	Amy E Michaels	515 100.00 Dr
6/28/19	344	Amy E Michaels	515 1,692.31 Dr
6/28/19	344	Amy E Michaels	536 51.51 Cr
6/28/19	344	Amy E Michaels	921 1,359.63 Cr
6/28/19	344	Amy E Michaels	232 145.00 Cr
6/28/19	344	Amy E Michaels	233 103.00 Cr
6/28/19	344	Amy E Michaels	232 25.24 Cr
6/28/19	344	Amy E Michaels	232 107.93 Cr
6/28/19	344	Amy E Michaels	232 107.93 Cr
6/28/19	345	Donna Marsh	542 155.36 Dr
6/28/19	345	Donna Marsh	921 1,701.41 Cr
6/28/19	345	Donna Marsh	516 2,030.77 Dr
6/28/19	345	Donna Marsh	232 174.00 Cr
6/28/19	345	Donna Marsh	232 125.91 Cr
6/28/19	345	Donna Marsh	232 125.91 Cr
6/28/19	345	Donna Marsh	232 29.45 Cr
6/28/19	345	Donna Marsh	232 29.45 Cr

Total 102 TD Bank - 3118 (15,425.99)

Check	102	TD Bank - 3118	QBON 2018 12 - 1
6/25/19	Bill Pay	Home Depot	205 23.86 Dr
6/14/19	ebill	Heirloom Pictures, LLC	205 1,400.00 Dr
6/21/19	EFT	Hanover Insurance Compa	205 1,444.76 Dr
6/21/19	EFT	Home Depot	205 13.97 Dr
6/24/19	EFT	Eversource	205 701.89 Dr
6/25/19	EFT	Terminix International	205 51.00 Dr
6/25/19	EFT	Clipper Landscaping LLC	205 95.00 Dr
6/25/19	EFT	Eastern Alliance Insurance	205 968.00 Dr
6/25/19	EFT	First Light	205 277.67 Dr
6/25/19	EFT	Hart Plumbing and Heating	205 184.84 Dr
6/10/19	06/10/2019	Clipper Landscaping LLC	205 90.00 Dr
6/12/19	06/12/2019	Hart Plumbing and Heating	205 433.49 Dr
6/12/19	06/12/2019	Earth Link Business	205 50.76 Dr
6/13/19	06/13/2019	Delaware North Companies	205 1,185.00 Dr

Journal Entry and Check Register

For The Month Ended June 30, 2019

New Generation, Inc.

568 Portsmouth Avenue
PO Box 676
Greenland, NH 03840

Counting House Associates

524 Portsmouth Avenue
PO Box 755
Greenland, NH 03840

Check	102	TD Bank - 3118	QBON 2018 12 - 1		
6/21/19	06/21/2019	Waste Management of Roc	205	118.13	Dr
6/25/19	328	Baker Newman Noyes	205	2,000.00	Dr
6/17/19	25331	Michele Bua	402	3,500.00	Dr CHECK # 25331
6/17/19	25332	Beth Faulkner	402	3,500.00	Dr CHECK # 25332
6/28/19	25333	Check	279	250.00	Dr CHECK # 25333
6/24/19	25334	Beth Faulkner	279	250.00	Dr CHECK # 25334
6/20/19	25335	Debbie Clough	566	14.09	Dr
6/12/19	995159	Heirloom Pictures, LLC	205	100.00	Dr
Total 102 TD Bank - 3118				16,652.46	

Ref.# 6363 New Generation.718199.52.N.06/30

Date	Page #	Contact	Account	Amount	Description	Effective
Withdrawal	210	Credit Card BOA			STMT 2018 12 - 1	
6/21/19	1	Store Supply Warehouse	279	17.01	Dr	
6/21/19	2	Eldredge Lumber	530	6.32	Dr	
6/20/19	3	Grill 28 Resturant	538	69.52	Dr	
6/19/19	4	Target	279	61.11	Dr	
6/19/19	5	Lowes	279	91.88	Dr	
6/13/19	6	USPS	512	1.85	Dr	
6/13/19	7	Target	279	16.18	Dr	
6/10/19	8	Adobe	566	14.99	Dr	
6/10/19	9	Market Basket	510	46.34	Dr	
6/5/19	10	Tsheets	279	20.00	Dr	
6/3/19	11	Marshalls Store	279	18.67	Dr	
6/3/19	12	USPS	512	1.30	Dr	
6/3/19	13	Personnel Concepts	566	20.90	Dr	
6/3/19	14	Market Basket	510	43.06	Dr	
5/31/19	15	Vista Print	279	275.69	Dr	
5/31/19	16	USPS	512	2.95	Dr	
5/28/19	17	Lowes	279	145.84	Dr	
Total 210 Credit Card BOA				853.61		

Withdrawal	210	Credit Card BOA			STMT 2018 12 - 2	
6/24/19	1	Constant Contact	566	65.00	Dr	
6/12/19	2	Logmein	509	44.00	Dr	
Total 210 Credit Card BOA				109.00		

Withdrawal	210	Credit Card BOA			STMT 2018 12 - 3	
6/17/19	1	Target	279	179.99	Cr	
6/17/19	2	Market Basket	510	115.00	Dr	
6/17/19	3	Cumberland Farms	279	46.63	Dr	
6/4/19	4	Target	279	379.98	Dr	
Total 210 Credit Card BOA				361.62		

Detail General Ledger

New Generation, Inc.

568 Portsmouth Avenue
PO Box 676
Greenland, NH 03840

For The Month Ended June 30, 2019

Counting House Associates

524 Portsmouth Avenue
PO Box 755
Greenland, NH 03840
Ref.# 6363 New Generation.718199.52.N.06/30

Account Name

Year	Pd	Jrnl	Date	Page	Description	Debit	Credit	Balance
100					QB Undeposited Funds			Beginning Balance 3,906.75
100					Activity	0.00	0.00	3,906.75
101.1					Petty Cash - New Generation			Beginning Balance 25.00
101.1					Activity	0.00	0.00	25.00
102					TD Bank - 3118			Beginning Balance 93,582.22
2018	12	ADJ	6/03/19	06/03/20	Eversource		303.81	93,278.41
					EVERSOURCE WEB_PAY act1045 EVERSOURCE			
					WEB_PAY QBON 2018 12 - 1			
2018	12	ADJ	6/03/19	06/03/20	Eversource		194.60	93,083.81
					EVERSOURCE WEB_PAY act1065 EVERSOURCE			
					WEB_PAY QBON 2018 12 - 1			
2018	12	ADJ	6/03/19	06/03/20	TD Banknorth, N.A.		152.72	92,931.09
					BANKCARD MTOT DISC BANKCARD MTOT DISC			
					QBON 2018 12 - 1			
2018	12	ADJ	6/03/19	06/03/20	Intuit		35.10	92,895.99
					INTUIT PYMT SOLN TRAN FEE INTUIT PYMT SOLN TRAN FE			
					QBON 2018 12 - 1			
2018	12	DEP	6/03/19	06/03/20	Sec Gen Greenland	190.00		93,085.99
					BANKCARD BTOT DEP QBON 2018 12 - 1			
2018	12	DEP	6/03/19	06/03/20	Sec Gen Greenland	195.00		93,280.99
					BANKCARD BTOT DEP QBON 2018 12 - 1			
2018	12	DEP	6/03/19	06/03/20	Greater Giving Global Paym	281.87		93,562.86
					GREATERGIVING PAYABLES QBON 2018 12 - 1			
2018	12	DEP	6/03/19	06/03/20	Benevity Community Impact	2,507.33		96,070.19
					BENEVITY FUND DONATION QBON 2018 12 - 1			
2018	12	ADJ	6/04/19	06/04/20	Intuit		4.11	96,066.08
					INTUIT PYMT SOLN TRAN FEE INTUIT PYMT SOLN TRAN FE			
					QBON 2018 12 - 1			
2018	12	ADJ	6/04/19	06/04/20	Counting House Associates		144.00	95,922.08
					COUNTINGHOUSE 6037661099 COUNTINGHOUSE			
					6037661099 QBON 2018 12 - 1			
2018	12	DEP	6/04/19	06/04/20	Sec Gen Greenland	109.00		96,031.08
					BANKCARD BTOT DEP QBON 2018 12 - 1			
2018	12	ADJ	6/04/19	06/04/20	NH Housing Finance Authori		1,170.27	94,860.81
					MORTGAGERECEIPTS SS AUTOPAY MORTGAGERECEIPTS			
					SS AUTOPAY QBON 2018 12 - 1			
2018	12	DEP	6/05/19	06/05/20	Sec Gen Greenland	98.00		94,958.81
					BANKCARD BTOT DEP QBON 2018 12 - 1			
2018	12	DEP	6/06/19	06/06/20	Sec Gen Greenland	156.50		95,115.31
					BANKCARD BTOT DEP QBON 2018 12 - 1			
2018	12	ADJ	6/07/19	06/07/20	Terminix International		39.00	95,076.31

Detail General Ledger

New Generation, Inc.

568 Portsmouth Avenue
PO Box 676
Greenland, NH 03840

For The Month Ended June 30, 2019

Counting House Associates

524 Portsmouth Avenue
PO Box 755
Greenland, NH 03840
Ref.# 6363 New Generation.718199.52.N.06/30

Account Name

Year	Pd	Jrnl	Date	Page	Description	Debit	Credit	Balance
102					TD Bank - 3118			
								continued
					TERMINIX ONLINE PMT TERMINIX ONLINE PMT			
					QBON 2018 12 - 1			
2018	12	ADJ	6/07/19	06/07/20	Comcast		157.93	94,918.38
					COMCAST ONLINE PMT COMCAST ONLINE PMT			
					QBON 2018 12 - 1			
2018	12	ADJ	6/07/19	06/07/20	Anthem BC/BS		2,269.68	92,648.70
					ANTHEM BLUE I080 CORP PYMT ANTHEM BLUE I080 CORP PYMT			
					QBON 2018 12 - 1			
2018	12	ADJ	6/07/19	06/07/20			4,353.63	88,295.07
					BK OF AMER VI/MC ONLINE PMT BK OF AMER VI/MC ONLINE PMT			
					QBON 2018 12 - 1			
2018	12	DEP	6/07/19	06/07/20	Deposit	489.25		88,784.32
					DEPOSIT QBON 2018 12 - 1			
2018	12	DEP	6/07/19	06/07/20	Sec Gen Greenland	147.50		88,931.82
					BANKCARD BTOT DEP QBON 2018 12 - 1			
2018	12	DEP	6/07/19	06/07/20		11,205.84		100,137.66
					Kathleen McPartland QBON 2018 12 - 1			
2018	12	CK	6/10/19	DD 321	Sarah Brown		85.61	100,052.05
2018	12	CK	6/10/19	06/10/20	Clipper Landscaping LLC		90.00	99,962.05
2018	12	DEP	6/10/19	06/10/20	Sec Gen Greenland	96.25		100,058.30
					BANKCARD BTOT DEP QBON 2018 12 - 1			
2018	12	DEP	6/10/19	06/10/20	Sec Gen Greenland	62.50		100,120.80
					BANKCARD BTOT DEP QBON 2018 12 - 1			
2018	12	ADJ	6/10/19	33rs			14.18	100,106.62
					Payroll			
2018	12	ADJ	6/10/19	33rs			25.00	100,081.62
					Payroll			
2018	12	ADJ	6/11/19	06/11/201	Counting House Associates		144.00	99,937.62
					COUNTINGHOUSE 6037661099 COUNTINGHOUSE 6037661099			
					QBON 2018 12 - 1			
2018	12	DEP	6/11/19	06/11/201	Sec Gen Greenland	57.00		99,994.62
					BANKCARD BTOT DEP QBON 2018 12 - 1			
2018	12	CK	6/12/19	06/12/20	Hart Plumbing and Heating		433.49	99,561.13
2018	12	CK	6/12/19	06/12/20	Earth Link Business		50.76	99,510.37
2018	12	DEP	6/12/19	06/12/20	Sec Gen Greenland	82.25		99,592.62
					BANKCARD BTOT DEP QBON 2018 12 - 1			
2018	12	CK	6/12/19	995159	Heirloom Pictures, LLC		100.00	99,492.62
2018	12	DEP	6/13/19	06/13/20	Sec Gen Greenland	99.75		99,592.37
					BANKCARD BTOT DEP QBON 2018 12 - 1			
2018	12	CK	6/13/19	06/13/20	Delaware North Companies		1,185.00	98,407.37
2018	12	CK	6/14/19	DD 322	Alyssa Clement		253.44	98,153.93
2018	12	CK	6/14/19	DD 323	Leah Rothchild		705.78	97,448.15
2018	12	CK	6/14/19	DD 324	Norma Marcaurelle		478.00	96,970.15

Detail General Ledger

New Generation, Inc.

568 Portsmouth Avenue
PO Box 676
Greenland, NH 03840

For The Month Ended June 30, 2019

Counting House Associates

524 Portsmouth Avenue
PO Box 755
Greenland, NH 03840
Ref.# 6363 New Generation.718199.52.N.06/30

Account Name

Year	Pd	Jrnl	Date	Page	Description	Debit	Credit	Balance
102					TD Bank - 3118			
					continued			
2018	12	CK	6/14/19	DD 325	Susan Lalonde		418.76	96,551.39
2018	12	CK	6/14/19	DD 326	Ashley Foster		643.29	95,908.10
2018	12	CK	6/14/19	DD 330	Donna Marsh		1,701.41	94,206.69
2018	12	CK	6/14/19	DD 331	Amy L. Donle		1,133.86	93,072.83
2018	12	CK	6/14/19	DD 332	Amy E Michaels		1,446.63	91,626.20
2018	12	CK	6/14/19	DD 333	Amy E Michaels		389.81	91,236.39
2018	12	CK	6/14/19	ebill	Heirloom Pictures, LLC		1,400.00	89,836.39
2018	12	DEP	6/14/19	06/14/20	Deposit	386.25		90,222.64
					DEPOSIT QBON 2018 12 - 1			
2018	12	DEP	6/14/19	06/14/20	Sec Gen Greenland	17.50		90,240.14
					BANKCARD BTOT DEP QBON 2018 12 - 1			
2018	12	DEP	6/14/19	06/14/20		2,613.50		92,853.64
					IBM Retiree Charitable Campaign QBON 2018 12 - 1			
2018	12	DEP	6/14/19	06/14/20		123.50		92,977.14
					NHDHHS PAYMENT QBON 2018 12 - 1			
2018	12	DEP	6/14/19	06/14/20		123.50		93,100.64
					NHDHHS PAYMENT QBON 2018 12 - 1			
2018	12	DEP	6/14/19	06/14/20		123.50		93,224.14
					NHDHHS PAYMENT QBON 2018 12 - 1			
2018	12	DEP	6/14/19	06/14/20		150.00		93,374.14
					GREATERGIVING PAYABLES QBON 2018 12 - 1			
2018	12	ADJ	6/14/19	34rs			163.00	93,211.14
					Payroll			
2018	12	ADJ	6/14/19	34rs			1,887.80	91,323.34
					Payroll			
2018	12	CK	6/14/19	327	Schuyler Cumback		117.71	91,205.63
2018	12	CK	6/14/19	328	Brandy Rickaby		132.70	91,072.93
2018	12	CK	6/14/19	329	Tina Nagle		66.35	91,006.58
2018	12	DEP	6/17/19	06/17/20	Sec Gen Greenland	34.00		91,040.58
					BANKCARD BTOT DEP QBON 2018 12 - 1			
2018	12	DEP	6/17/19	06/17/20	Sec Gen Greenland	127.75		91,168.33
					BANKCARD BTOT DEP QBON 2018 12 - 1			
2018	12	DEP	6/17/19	06/17/20	Network for Good	166.25		91,334.58
					NETWORK FOR GOOD CORP PMT QBON 2018 12 - 1			
2018	12	CK	6/17/19	25331	Michele Bua		3,500.00	87,834.58
					CHECK # 25331 QBON 2018 12 - 1			
2018	12	CK	6/17/19	25332	Beth Faulkner		3,500.00	84,334.58
					CHECK # 25332 QBON 2018 12 - 1			
2018	12	ADJ	6/18/19	06/18/20	Counting House Associates		144.00	84,190.58
					COUNTINGHOUSE 6037661099 COUNTINGHOUSE			
					6037661099 QBON 2018 12 - 1			
2018	12	ADJ	6/18/19	06/18/20	Greater Giving		70.00	84,120.58

Detail General Ledger

New Generation, Inc.

568 Portsmouth Avenue
PO Box 676
Greenland, NH 03840

For The Month Ended June 30, 2019

Counting House Associates

524 Portsmouth Avenue
PO Box 755
Greenland, NH 03840
Ref.# 6363 New Generation.718199.52.N.06/30

Account Name

Year	Pd Jrnl	Date	Page	Description	Debit	Credit	Balance
102				TD Bank - 3118			
							continued
				GREATERGIVING RECEIVABLE GREATERGIVING RECEIVABLE QBON 2018 12 - 1			
2018	12	DEP	6/18/19 06/18/20	Sec Gen Greenland	93.25		84,213.83
2018	12	ADJ	6/18/19 35rs	BANKCARD BTOT DEP QBON 2018 12 - 1		25.00	84,188.83
				Payroll			
2018	12	ADJ	6/18/19 35rs			136.56	84,052.27
				Payroll			
2018	12	CK	6/18/19 334	Brandy Rickaby		500.60	83,551.67
2018	12	DEP	6/19/19 06/19/20	Sec Gen Greenland	160.50		83,712.17
2018	12	DEP	6/19/19 06/19/20	BANKCARD BTOT DEP QBON 2018 12 - 1	400.00		84,112.17
2018	12	DEP	6/20/19 06/20/20	AMGEN GIFTS QBON 2018 12 - 1	111.00		84,223.17
2018	12	CK	6/20/19 25335	BANKCARD BTOT DEP QBON 2018 12 - 1		14.09	84,209.08
2018	12	CK	6/21/19 EFT	Debbie Clough		13.97	84,195.11
2018	12	CK	6/21/19 EFT	Home Depot		1,444.76	82,750.35
2018	12	DEP	6/21/19 06/21/20	Hanover Insurance Compan	103.25		82,853.60
2018	12	ADJ	6/21/19 06/21/20	BANKCARD BTOT DEP QBON 2018 12 - 1		219.53	82,634.07
2018	12	CK	6/21/19 06/21/20	WASTE MANAGEMENT ONLINE PMT WASTE MANAGEMENT ONLINE PMT QBON 2018 12 - 1		118.13	82,515.94
2018	12	CK	6/24/19 EFT	Waste Management of Roch		701.89	81,814.05
2018	12	DEP	6/24/19 06/24/20	Eversource	705.73		82,519.78
2018	12	DEP	6/24/19 06/24/20	BENEVITY FUND DONATION QBON 2018 12 - 1	95.00		82,614.78
2018	12	DEP	6/24/19 06/24/20	Sec Gen Greenland	171.75		82,786.53
2018	12	CK	6/24/19 25334	BANKCARD BTOT DEP QBON 2018 12 - 1		250.00	82,536.53
2018	12	CK	6/25/19 Bill Pay	CHECK # 25334 QBON 2018 12 - 1		23.86	82,512.67
2018	12	CK	6/25/19 EFT	Home Depot		95.00	82,417.67
2018	12	CK	6/25/19 EFT	Clipper Landscaping LLC		51.00	82,366.67
2018	12	CK	6/25/19 EFT	Terminix International		968.00	81,398.67
2018	12	CK	6/25/19 EFT	Eastern Alliance Insurance C		277.67	81,121.00
2018	12	CK	6/25/19 EFT	First Light		184.84	80,936.16
2018	12	ADJ	6/25/19 06/25/20	Hart Plumbing and Heating		144.00	80,792.16
				COUNTINGHOUSE 6037661099 COUNTINGHOUSE 6037661099 QBON 2018 12 - 1			

Detail General Ledger

New Generation, Inc.

568 Portsmouth Avenue
PO Box 676
Greenland, NH 03840

For The Month Ended June 30, 2019

Counting House Associates

524 Portsmouth Avenue
PO Box 755
Greenland, NH 03840
Ref.# 6363 New Generation.718199.52.N.06/30

Account Name

Year	Pd	Jrnl	Date	Page	Description	Debit	Credit	Balance
102					TD Bank - 3118			
								continued
2018	12	DEP	6/25/19	06/25/20	Sec Gen Greenland	119.25		80,911.41
					BANKCARD BTOT DEP QBON 2018 12 - 1			
2018	12	DEP	6/25/19	06/25/20	Deposit	619.50		81,530.91
					DEPOSIT QBON 2018 12 - 1			
2018	12	DEP	6/25/19	06/25/20	Deposit	3,837.50		85,368.41
					DEPOSIT QBON 2018 12 - 1			
2018	12	DEP	6/25/19	06/25/20		5,600.00		90,968.41
					Monthly Donation QBON 2018 12 - 1			
2018	12	CK	6/25/19	328	Baker Newman Noyes		2,000.00	88,968.41
2018	12	DEP	6/26/19	06/26/20	Sec Gen Greenland	7.50		88,975.91
					BANKCARD BTOT DEP QBON 2018 12 - 1			
2018	12	DEP	6/27/19	06/27/20	Sec Gen Greenland	175.25		89,151.16
					BANKCARD BTOT DEP QBON 2018 12 - 1			
2018	12	CK	6/28/19	DD 335	Amy L. Donle		965.09	88,186.07
2018	12	CK	6/28/19	DD 336	Ashley Foster		500.35	87,685.72
2018	12	CK	6/28/19	DD 338	Norma Marcaurelle		541.57	87,144.15
2018	12	CK	6/28/19	DD 340	Susan Lalonde		369.75	86,774.40
2018	12	CK	6/28/19	DD 342	Leah Rothchild		689.38	86,085.02
2018	12	CK	6/28/19	DD 343	Alyssa Clement		253.44	85,831.58
2018	12	CK	6/28/19	DD 344	Amy E Michaels		1,359.63	84,471.95
2018	12	CK	6/28/19	DD 345	Donna Marsh		1,701.41	82,770.54
2018	12	DEP	6/28/19	06/28/20		123.50		82,894.04
					NHDHHS PAYMENT QBON 2018 12 - 1			
2018	12	DEP	6/28/19	06/28/20		123.50		83,017.54
					NHDHHS PAYMENT QBON 2018 12 - 1			
2018	12	DEP	6/28/19	06/28/20		123.50		83,141.04
					NHDHHS PAYMENT QBON 2018 12 - 1			
2018	12	DEP	6/28/19	06/28/20	Mahoney, Paul & Carole	24.00		83,165.04
					TRUIST CREDIT QBON 2018 12 - 1			
2018	12	DEP	6/28/19	06/28/20	Sec Gen Greenland	95.00		83,260.04
					BANKCARD BTOT DEP QBON 2018 12 - 1			
2018	12	DEP	6/28/19	06/28/20	Deposit	609.00		83,869.04
					DEPOSIT QBON 2018 12 - 1			
2018	12	DEP	6/28/19	06/28/20	Deposit	950.00		84,819.04
					DEPOSIT QBON 2018 12 - 1			
2018	12	ADJ	6/28/19	36rs			233.00	84,586.04
					Payroll			
2018	12	ADJ	6/28/19	36rs			1,946.56	82,639.48
					Payroll			
2018	12	CK	6/28/19	337	Schuyler Cumback		128.41	82,511.07
2018	12	CK	6/28/19	339	Harper Marsh		44.94	82,466.13
2018	12	CK	6/28/19	341	Brandy Rickaby		798.07	81,668.06

Detail General Ledger

New Generation, Inc.

568 Portsmouth Avenue
PO Box 676
Greenland, NH 03840

For The Month Ended June 30, 2019

Counting House Associates

524 Portsmouth Avenue
PO Box 755
Greenland, NH 03840
Ref.# 6363 New Generation.718199.52.N.06/30

Account Name

Year	Pd	Jrnl	Date	Page	Description	Debit	Credit	Balance
102					TD Bank - 3118			
					continued			
	2018	12	CK	6/28/19	25333 Check		250.00	81,418.06
					CHECK # 25333 QBON 2018 12 - 1			
	2018	12	ADJ	6/30/19	56rs		3,196.50	78,221.56
					correcting entry			
102					TD Bank - 3118			
					Activity	33,891.77	49,252.43	78,221.56
102.1					TD Svgs Acct 148 Apt 1			
					Beginning Balance			100.04
102.1					TD Svgs Acct 148 Apt 1			
					Activity	0.00	0.00	100.04
102.2					TD Savings Acct 164 Apt 2			
					Beginning Balance			5.00
102.2					TD Savings Acct 164 Apt 2			
					Activity	0.00	0.00	5.00
104					Eastern Bank			
					Beginning Balance			18,000.00
104					Eastern Bank			
					Activity	0.00	0.00	18,000.00
104.1					Eastern Bank MM-6876			
					Beginning Balance			10,112.26
	2018	12	ADJ	6/30/19	11rs	14.54		10,126.80
					Interest			
104.1					Eastern Bank MM-6876			
					Activity	14.54	0.00	10,126.80
106					Accounts Receivable			
					Beginning Balance			5,013.01
106					Accounts Receivable			
					Activity	0.00	0.00	5,013.01
1061					Greenland - Cash Reg. Bks?			
					Beginning Balance			100.00
1061					Greenland - Cash Reg. Bks?			
					Activity	0.00	0.00	100.00
109					Employee Advances			
					Beginning Balance			94.59
109					Employee Advances			
					Activity	0.00	0.00	94.59
115					Mortgage Principal			
					Beginning Balance			11,986.22
	2018	12	ADJ	6/04/19	06/04/20 ¹ NH Housing Finance Authori	1,117.95		13,104.17
					MORTGAGERECEIPTS SS AUTOPAY MORTGAGERECEIPTS			
					SS AUTOPAY QBON 2018 12 - 1			
	2018	12	ADJ	6/21/19	70119 NH Housing Finance Authori	1,122.60		14,226.77
					AUTO DRAFT QBON 2018 12 - 1			
115					Mortgage Principal			
					Activity	2,240.55	0.00	14,226.77
130					Inventory			
					Beginning Balance			28,000.00
130					Inventory			
					Activity	0.00	0.00	28,000.00

Detail General Ledger

New Generation, Inc.

568 Portsmouth Avenue
PO Box 676
Greenland, NH 03840

For The Month Ended June 30, 2019

Counting House Associates

524 Portsmouth Avenue
PO Box 755
Greenland, NH 03840
Ref.# 6363 New Generation.718199.52.N.06/30

Account Name

Year	Pd Jrnl	Date	Page	Description	Debit	Credit	Balance
142				Expansion/Maintanance			Beginning Balance 370,463.03
142				Expansion/Maintanance Activity	0.00	0.00	370,463.03
143				Landscaping			Beginning Balance 6,659.00
143				Landscaping Activity	0.00	0.00	6,659.00
144				Buildings & Improvements			Beginning Balance 417,125.34
144				Buildings & Improvements Activity	0.00	0.00	417,125.34
146				Fixtures & Equipment			Beginning Balance 33,967.84
146				Fixtures & Equipment Activity	0.00	0.00	33,967.84
147				Computer Equipment			Beginning Balance 13,409.14
147				Computer Equipment Activity	0.00	0.00	13,409.14
148				Vehicles			Beginning Balance 18,889.00
148				Vehicles Activity	0.00	0.00	18,889.00
149				Accumulated Depreciation			Beginning Balance (574,504.29)
	2018	12	ADJ	6/30/19 55rs		20,000.00	(594,504.29)
				Depreciation			
149				Accumulated Depreciation Activity	0.00	20,000.00	(594,504.29)
160				Intangible Assets - Loan Fees			Beginning Balance 0.00
160				Intangible Assets - Loan Fees Activity	0.00	0.00	0.00
161				Accum Amortization			Beginning Balance (113.62)
161				Accum Amortization Activity	0.00	0.00	(113.62)
170				Fidelity Ruth Ford 141			Beginning Balance 120,328.97
170				Fidelity Ruth Ford 141 Activity	0.00	0.00	120,328.97
171				Fidently Investment 116			Beginning Balance 80,653.44
171				Fidently Investment 116 Activity	0.00	0.00	80,653.44
172				Investment Tax Plug			Beginning Balance (200.00)
172				Investment Tax Plug Activity	0.00	0.00	(200.00)

Detail General Ledger

New Generation, Inc.

568 Portsmouth Avenue
PO Box 676
Greenland, NH 03840

For The Month Ended June 30, 2019

Counting House Associates

524 Portsmouth Avenue
PO Box 755
Greenland, NH 03840
Ref.# 6363 New Generation.718199.52.N.06/30

Account Name

Year	Pd Jrnl	Date	Page	Description	Debit	Credit	Balance
183				Security Deposit			0.00
183				Activity	0.00	0.00	0.00
205				Accounts Payable			165.89
				Beginning Balance			165.89
2018	12	ADJ	6/01/19	5406674 First Light		277.67	443.56
2018	12	ADJ	6/01/19	6012019 NH Center for Nonprofits		308.00	751.56
2018	12	ADJ	6/07/19	7190/060 Earth Link Business		51.17	802.73
2018	12	CK	6/10/19	06/10/20 [*] Clipper Landscaping LLC	90.00		712.73
2018	12	ADJ	6/10/19	61019 Eversource		81.59	794.32
				act1065 QBON 2018 12 - 1			
2018	12	ADJ	6/10/19	6102019 Eversource		346.17	1,140.49
2018	12	ADJ	6/10/19	7052019 Eversource		154.99	1,295.48
				Act1045 QBON 2018 12 - 1			
2018	12	CK	6/12/19	06/12/20 [*] Hart Plumbing and Heating	433.49		861.99
2018	12	CK	6/12/19	06/12/20 [*] Earth Link Business	50.76		811.23
2018	12	CK	6/12/19	995159 Heirloom Pictures, LLC	100.00		711.23
2018	12	CK	6/13/19	06/13/20 [*] Delaware North Companies	1,185.00		(473.77)
2018	12	CK	6/14/19	ebill Heirloom Pictures, LLC	1,400.00		(1,873.77)
2018	12	ADJ	6/14/19	22032/06 Comcast		157.93	(1,715.84)
				AUTO PAY - AUTO PAY - QBON 2018 12 - 1			
2018	12	ADJ	6/17/19	5585774 Anthem Life Insurance Co		129.28	(1,586.56)
				MATCH - Paid in TD on 6/27 QBON 2018 12 - 1			
2018	12	ADJ	6/18/19	61819 Clipper Landscaping LLC		30.00	(1,556.56)
				Mow and trim QBON 2018 12 - 1			
2018	12	ADJ	6/19/19	62119 Home Depot		13.97	(1,542.59)
2018	12	CK	6/21/19	EFT Hanover Insurance Compan	1,444.76		(2,987.35)
2018	12	CK	6/21/19	EFT Home Depot	13.97		(3,001.32)
2018	12	CK	6/21/19	06/21/20 [*] Waste Management of Roch	118.13		(3,119.45)
2018	12	ADJ	6/21/19	70119 NH Housing Finance Authori		1,170.27	(1,949.18)
				AUTO DRAFT AUTO DRAFT QBON 2018 12 - 1			
2018	12	CK	6/24/19	EFT Eversource	701.89		(2,651.07)
2018	12	CK	6/25/19	Bill Pay Home Depot	23.86		(2,674.93)
2018	12	CK	6/25/19	EFT Terminix International	51.00		(2,725.93)
2018	12	CK	6/25/19	EFT Hart Plumbing and Heating	184.84		(2,910.77)
2018	12	CK	6/25/19	EFT Eastern Alliance Insurance C	968.00		(3,878.77)
2018	12	CK	6/25/19	EFT First Light	277.67		(4,156.44)
2018	12	CK	6/25/19	EFT Clipper Landscaping LLC	95.00		(4,251.44)
2018	12	ADJ	6/25/19	6-25-19 Home Depot		23.86	(4,227.58)
				6035322007417862 QBON 2018 12 - 1			
2018	12	CK	6/25/19	328 Baker Newman Noyes	2,000.00		(6,227.58)
2018	12	ADJ	6/25/19	2321986- Waste Management of Roch		121.32	(6,106.26)
2018	12	ADJ	6/25/19	2324042- Waste Management of Roch		222.87	(5,883.39)

Detail General Ledger

New Generation, Inc.

568 Portsmouth Avenue
PO Box 676
Greenland, NH 03840

For The Month Ended June 30, 2019

Counting House Associates

524 Portsmouth Avenue
PO Box 755
Greenland, NH 03840
Ref.# 6363 New Generation.718199.52.N.06/30

Account Name

Year	Pd Jrnl	Date	Page	Description	Debit	Credit	Balance
205	Accounts Payable				continued		
	16-49724-82001			QBON 2018 12 - 1			
205	Accounts Payable			Activity	9,138.37	3,089.09	(5,883.39)
210	Credit Card BOA				Beginning Balance		3,021.43
2018	12	WDL	5/28/19	17	Lowes	145.84	3,167.27
2018	12	WDL	5/31/19	15	Vista Print	275.69	3,442.96
2018	12	WDL	5/31/19	16	USPS	2.95	3,445.91
2018	12	WDL	6/03/19	11	Marshalls Store	18.67	3,464.58
2018	12	WDL	6/03/19	12	USPS	1.30	3,465.88
2018	12	WDL	6/03/19	13	Personnel Concepts	20.90	3,486.78
2018	12	WDL	6/03/19	14	Market Basket	43.06	3,529.84
2018	12	WDL	6/04/19	4	Target	379.98	3,909.82
2018	12	WDL	6/05/19	10	Tsheets	20.00	3,929.82
2018	12	ADJ	6/07/19	06/07/20'	4,353.63		(423.81)
				BK OF AMER VI/MC ONLINE PMT			
				BK OF AMER VI/MC ONLINI			
				PMT QBON 2018 12 - 1			
2018	12	WDL	6/10/19	8	Adobe	14.99	(408.82)
2018	12	WDL	6/10/19	9	Market Basket	46.34	(362.48)
2018	12	WDL	6/12/19	2	Logmein	44.00	(318.48)
2018	12	WDL	6/13/19	6	USPS	1.85	(316.63)
2018	12	WDL	6/13/19	7	Target	16.18	(300.45)
2018	12	WDL	6/17/19	1	Target	179.99	(480.44)
2018	12	WDL	6/17/19	2	Market Basket	115.00	(365.44)
2018	12	WDL	6/17/19	3	Cumberland Farms	46.63	(318.81)
2018	12	WDL	6/19/19	4	Target	61.11	(257.70)
2018	12	WDL	6/19/19	5	Lowes	91.88	(165.82)
2018	12	WDL	6/20/19	3	Grill 28 Resturant	69.52	(96.30)
2018	12	WDL	6/21/19	1	Store Supply Warehouse	17.01	(79.29)
2018	12	WDL	6/21/19	2	Eldredge Lumber	6.32	(72.97)
2018	12	WDL	6/24/19	1	Constant Contact	65.00	(7.97)
2018	12	ADJ	6/27/19	06/27/20'		7.80	(0.17)
				PURCHASE *FINANCE CHARGE*			
				PURCHASE *FINANCE			
				CHARGE* QBON 2018 12 - 1			
210	Credit Card BOA			Activity	4,533.62	1,512.02	(0.17)
211	Credit Card Home Depot				Beginning Balance		(19.97)
211	Credit Card Home Depot			Activity	0.00	0.00	(19.97)
232	Federal Payroll Tax				Beginning Balance		(100.81)
2018	12	ADJ	6/10/19	33rs	14.18		(114.99)

Detail General Ledger

New Generation, Inc.

568 Portsmouth Avenue
PO Box 676
Greenland, NH 03840

For The Month Ended June 30, 2019

Counting House Associates

524 Portsmouth Avenue
PO Box 755
Greenland, NH 03840
Ref.# 6363 New Generation.718199.52.N.06/30

Account Name

Year	Pd	Jrnl	Date	Page	Description	Debit	Credit	Balance
232					Federal Payroll Tax			
								continued
					Payroll			
2018	12	CK	6/10/19	321	Sarah Brown		1.34	(113.65)
2018	12	CK	6/10/19	321	Sarah Brown		5.75	(107.90)
2018	12	CK	6/10/19	321	Sarah Brown		5.75	(102.15)
2018	12	CK	6/10/19	321	Sarah Brown		1.34	(100.81)
2018	12	ADJ	6/14/19	34rs		63.00		(163.81)
					Payroll			
2018	12	ADJ	6/14/19	34rs		1,887.80		(2,051.61)
					Payroll			
2018	12	CK	6/14/19	322	Alyssa Clement		17.02	(2,034.59)
2018	12	CK	6/14/19	322	Alyssa Clement		3.98	(2,030.61)
2018	12	CK	6/14/19	322	Alyssa Clement		17.02	(2,013.59)
2018	12	CK	6/14/19	322	Alyssa Clement		3.98	(2,009.61)
2018	12	CK	6/14/19	323	Leah Rothchild		11.93	(1,997.68)
2018	12	CK	6/14/19	323	Leah Rothchild		11.93	(1,985.75)
2018	12	CK	6/14/19	323	Leah Rothchild		51.01	(1,934.74)
2018	12	CK	6/14/19	323	Leah Rothchild		51.01	(1,883.73)
2018	12	CK	6/14/19	323	Leah Rothchild		54.00	(1,829.73)
2018	12	CK	6/14/19	324	Norma Marcaurette		33.63	(1,796.10)
2018	12	CK	6/14/19	324	Norma Marcaurette		7.87	(1,788.23)
2018	12	CK	6/14/19	324	Norma Marcaurette		23.00	(1,765.23)
2018	12	CK	6/14/19	324	Norma Marcaurette		7.87	(1,757.36)
2018	12	CK	6/14/19	324	Norma Marcaurette		33.63	(1,723.73)
2018	12	CK	6/14/19	325	Susan Lalonde		6.57	(1,717.16)
2018	12	CK	6/14/19	325	Susan Lalonde		28.11	(1,689.05)
2018	12	CK	6/14/19	325	Susan Lalonde		6.57	(1,682.48)
2018	12	CK	6/14/19	325	Susan Lalonde		28.11	(1,654.37)
2018	12	CK	6/14/19	326	Ashley Foster		11.15	(1,643.22)
2018	12	CK	6/14/19	326	Ashley Foster		47.69	(1,595.53)
2018	12	CK	6/14/19	326	Ashley Foster		11.15	(1,584.38)
2018	12	CK	6/14/19	326	Ashley Foster		47.69	(1,536.69)
2018	12	CK	6/14/19	326	Ashley Foster		67.00	(1,469.69)
2018	12	CK	6/14/19	327	Schuyler Cumback		7.90	(1,461.79)
2018	12	CK	6/14/19	327	Schuyler Cumback		1.85	(1,459.94)
2018	12	CK	6/14/19	327	Schuyler Cumback		1.85	(1,458.09)
2018	12	CK	6/14/19	327	Schuyler Cumback		7.90	(1,450.19)
2018	12	CK	6/14/19	328	Brandy Rickaby		2.08	(1,448.11)
2018	12	CK	6/14/19	328	Brandy Rickaby		8.91	(1,439.20)
2018	12	CK	6/14/19	328	Brandy Rickaby		2.08	(1,437.12)
2018	12	CK	6/14/19	328	Brandy Rickaby		8.91	(1,428.21)

Detail General Ledger

New Generation, Inc.

568 Portsmouth Avenue
 PO Box 676
 Greenland, NH 03840

For The Month Ended June 30, 2019

Counting House Associates

524 Portsmouth Avenue
 PO Box 755
 Greenland, NH 03840
 Ref.# 6363 New Generation.718199.52.N.06/30

Account Name

Year	Pd	Jrnl	Date	Page	Description	Debit	Credit	Balance
232 Federal Payroll Tax						continued		
2018	12	CK	6/14/19	329	Tina Nagle		1.04	(1,427.17)
2018	12	CK	6/14/19	329	Tina Nagle		4.45	(1,422.72)
2018	12	CK	6/14/19	329	Tina Nagle		1.04	(1,421.68)
2018	12	CK	6/14/19	329	Tina Nagle		4.45	(1,417.23)
2018	12	CK	6/14/19	329	Tina Nagle		0.43	(1,416.80)
2018	12	CK	6/14/19	330	Donna Marsh		29.45	(1,387.35)
2018	12	CK	6/14/19	330	Donna Marsh		174.00	(1,213.35)
2018	12	CK	6/14/19	330	Donna Marsh		125.91	(1,087.44)
2018	12	CK	6/14/19	330	Donna Marsh		125.91	(961.53)
2018	12	CK	6/14/19	330	Donna Marsh		29.45	(932.08)
2018	12	CK	6/14/19	331	Amy L. Donle		82.17	(849.91)
2018	12	CK	6/14/19	331	Amy L. Donle		90.00	(759.91)
2018	12	CK	6/14/19	331	Amy L. Donle		19.22	(740.69)
2018	12	CK	6/14/19	331	Amy L. Donle		19.22	(721.47)
2018	12	CK	6/14/19	331	Amy L. Donle		82.17	(639.30)
2018	12	CK	6/14/19	332	Amy E Michaels		107.93	(531.37)
2018	12	CK	6/14/19	332	Amy E Michaels		25.24	(506.13)
2018	12	CK	6/14/19	332	Amy E Michaels		25.24	(480.89)
2018	12	CK	6/14/19	332	Amy E Michaels		107.93	(372.96)
2018	12	CK	6/14/19	332	Amy E Michaels		145.00	(227.96)
2018	12	CK	6/14/19	333	Amy E Michaels		6.12	(221.84)
2018	12	CK	6/14/19	333	Amy E Michaels		26.17	(195.67)
2018	12	CK	6/14/19	333	Amy E Michaels		26.17	(169.50)
2018	12	CK	6/14/19	333	Amy E Michaels		6.12	(163.38)
2018	12	ADJ	6/18/19	35rs		136.56		(299.94)
Payroll								
2018	12	CK	6/18/19	334	Brandy Rickaby		46.00	(253.94)
2018	12	CK	6/18/19	334	Brandy Rickaby		36.70	(217.24)
2018	12	CK	6/18/19	334	Brandy Rickaby		36.70	(180.54)
2018	12	CK	6/18/19	334	Brandy Rickaby		8.58	(171.96)
2018	12	CK	6/18/19	334	Brandy Rickaby		8.58	(163.38)
2018	12	ADJ	6/28/19	36rs		133.00		(296.38)
Payroll								
2018	12	ADJ	6/28/19	36rs		1,946.56		(2,242.94)
Payroll								
2018	12	CK	6/28/19	335	Amy L. Donle		15.96	(2,226.98)
2018	12	CK	6/28/19	335	Amy L. Donle		68.23	(2,158.75)
2018	12	CK	6/28/19	335	Amy L. Donle		65.00	(2,093.75)
2018	12	CK	6/28/19	335	Amy L. Donle		15.96	(2,077.79)
2018	12	CK	6/28/19	335	Amy L. Donle		68.23	(2,009.56)

Detail General Ledger

New Generation, Inc.

568 Portsmouth Avenue
PO Box 676
Greenland, NH 03840

For The Month Ended June 30, 2019

Counting House Associates

524 Portsmouth Avenue
PO Box 755
Greenland, NH 03840
Ref.# 6363 New Generation.718199.52.N.06/30

Account Name

Year	Pd	Jrnl	Date	Page	Description	Debit	Credit	Balance
232					Federal Payroll Tax			
					continued			
2018	12	CK	6/28/19	336	Ashley Foster		9.13	(2,000.43)
2018	12	CK	6/28/19	336	Ashley Foster		39.03	(1,961.40)
2018	12	CK	6/28/19	336	Ashley Foster		9.13	(1,952.27)
2018	12	CK	6/28/19	336	Ashley Foster		39.03	(1,913.24)
2018	12	CK	6/28/19	336	Ashley Foster		51.00	(1,862.24)
2018	12	CK	6/28/19	337	Schuyler Cumback		2.02	(1,860.22)
2018	12	CK	6/28/19	337	Schuyler Cumback		8.62	(1,851.60)
2018	12	CK	6/28/19	337	Schuyler Cumback		8.62	(1,842.98)
2018	12	CK	6/28/19	337	Schuyler Cumback		2.02	(1,840.96)
2018	12	CK	6/28/19	338	Norma Marcaurelle		8.99	(1,831.97)
2018	12	CK	6/28/19	338	Norma Marcaurelle		8.99	(1,822.98)
2018	12	CK	6/28/19	338	Norma Marcaurelle		31.00	(1,791.98)
2018	12	CK	6/28/19	338	Norma Marcaurelle		38.44	(1,753.54)
2018	12	CK	6/28/19	338	Norma Marcaurelle		38.44	(1,715.10)
2018	12	CK	6/28/19	339	Harper Marsh		0.71	(1,714.39)
2018	12	CK	6/28/19	339	Harper Marsh		3.02	(1,711.37)
2018	12	CK	6/28/19	339	Harper Marsh		0.71	(1,710.66)
2018	12	CK	6/28/19	339	Harper Marsh		3.02	(1,707.64)
2018	12	CK	6/28/19	340	Susan Lalonde		5.81	(1,701.83)
2018	12	CK	6/28/19	340	Susan Lalonde		5.81	(1,696.02)
2018	12	CK	6/28/19	340	Susan Lalonde		24.82	(1,671.20)
2018	12	CK	6/28/19	340	Susan Lalonde		24.82	(1,646.38)
2018	12	CK	6/28/19	341	Brandy Rickaby		13.94	(1,632.44)
2018	12	CK	6/28/19	341	Brandy Rickaby		59.62	(1,572.82)
2018	12	CK	6/28/19	341	Brandy Rickaby		59.62	(1,513.20)
2018	12	CK	6/28/19	341	Brandy Rickaby		90.00	(1,423.20)
2018	12	CK	6/28/19	341	Brandy Rickaby		13.94	(1,409.26)
2018	12	CK	6/28/19	342	Leah Rothchild		52.00	(1,357.26)
2018	12	CK	6/28/19	342	Leah Rothchild		49.77	(1,307.49)
2018	12	CK	6/28/19	342	Leah Rothchild		11.64	(1,295.85)
2018	12	CK	6/28/19	342	Leah Rothchild		49.77	(1,246.08)
2018	12	CK	6/28/19	342	Leah Rothchild		11.64	(1,234.44)
2018	12	CK	6/28/19	343	Alyssa Clement		17.02	(1,217.42)
2018	12	CK	6/28/19	343	Alyssa Clement		3.98	(1,213.44)
2018	12	CK	6/28/19	343	Alyssa Clement		3.98	(1,209.46)
2018	12	CK	6/28/19	343	Alyssa Clement		17.02	(1,192.44)
2018	12	CK	6/28/19	344	Amy E Michaels		107.93	(1,084.51)
2018	12	CK	6/28/19	344	Amy E Michaels		25.24	(1,059.27)
2018	12	CK	6/28/19	344	Amy E Michaels		145.00	(914.27)
2018	12	CK	6/28/19	344	Amy E Michaels		25.24	(889.03)

Detail General Ledger

New Generation, Inc.

568 Portsmouth Avenue
PO Box 676
Greenland, NH 03840

For The Month Ended June 30, 2019

Counting House Associates

524 Portsmouth Avenue
PO Box 755
Greenland, NH 03840
Ref.# 6363 New Generation.718199.52.N.06/30

Account Name

Year	Pd	Jrnl	Date	Page	Description	Debit	Credit	Balance
232					Federal Payroll Tax			
								continued
2018	12	CK	6/28/19	344	Amy E Michaels		107.93	(781.10)
2018	12	CK	6/28/19	345	Donna Marsh		174.00	(607.10)
2018	12	CK	6/28/19	345	Donna Marsh		125.91	(481.19)
2018	12	CK	6/28/19	345	Donna Marsh		125.91	(355.28)
2018	12	CK	6/28/19	345	Donna Marsh		29.45	(325.83)
2018	12	CK	6/28/19	345	Donna Marsh		29.45	(296.38)
232					Federal Payroll Tax			
					Activity	4,181.10	3,985.53	(296.38)
233					State Payroll Tax			
								Beginning Balance
								144.00
2018	12	CK	6/14/19	332	Amy E Michaels		63.00	207.00
2018	12	CK	6/28/19	336	Ashley Foster		30.00	237.00
2018	12	CK	6/28/19	344	Amy E Michaels		103.00	340.00
233					State Payroll Tax			
					Activity	0.00	196.00	340.00
239					Medical Ins W/H			
								Beginning Balance
								1,429.76
239					Medical Ins W/H			
					Activity	0.00	0.00	1,429.76
242					Resident Deposits			
								Beginning Balance
								240.00
242					Resident Deposits			
					Activity	0.00	0.00	240.00
250					Accrued Payroll			
								Beginning Balance
								4,660.25
250					Accrued Payroll			
					Activity	0.00	0.00	4,660.25
251					Accrued Vacation			
								Beginning Balance
								6,269.11
251					Accrued Vacation			
					Activity	0.00	0.00	6,269.11
262					TD Bank LOC			
								Beginning Balance
								0.00
262					TD Bank LOC			
					Activity	0.00	0.00	0.00
264					NH Finance Authority			
								Beginning Balance
								24,552.89
264					NH Finance Authority			
					Activity	0.00	0.00	24,552.89
265					N.H.H.F.A			
								Beginning Balance
								257,040.00
265					N.H.H.F.A			
					Activity	0.00	0.00	257,040.00
266					Current Portion LT Debt			
								Beginning Balance
								12,475.00
266					Current Portion LT Debt			
					Activity	0.00	0.00	12,475.00

Detail General Ledger

New Generation, Inc.

568 Portsmouth Avenue
PO Box 676
Greenland, NH 03840

For The Month Ended June 30, 2019

Counting House Associates

524 Portsmouth Avenue
PO Box 755
Greenland, NH 03840
Ref.# 6363 New Generation.718199.52.N.06/30

Account Name

Year	Pd	Jrnl	Date	Page	Description	Debit	Credit	Balance
270					Suspense to CLEAR			Beginning Balance 0.00
270					Suspense to CLEAR Activity	0.00	0.00	0.00
279					General Suspense to CLEAR			Beginning Balance (3,683.94)
2018	12	WDL	5/28/19	17	Lowes	145.84		(3,829.78)
2018	12	WDL	5/31/19	15	Vista Print	275.69		(4,105.47)
2018	12	WDL	6/03/19	11	Marshalls Store	18.67		(4,124.14)
2018	12	WDL	6/04/19	4	Target	379.98		(4,504.12)
2018	12	WDL	6/05/19	10	Tsheets	20.00		(4,524.12)
2018	12	WDL	6/13/19	7	Target	16.18		(4,540.30)
2018	12	WDL	6/17/19	1	Target		179.99	(4,360.31)
2018	12	WDL	6/17/19	3	Cumberland Farms	46.63		(4,406.94)
2018	12	WDL	6/19/19	4	Target	61.11		(4,468.05)
2018	12	WDL	6/19/19	5	Lowes	91.88		(4,559.93)
2018	12	WDL	6/21/19	1	Store Supply Warehouse	17.01		(4,576.94)
2018	12	CK	6/24/19	25334	Beth Faulkner	250.00		(4,826.94)
					CHECK # 25334 CHECK # 25334 QBON 2018 12 - 1			
2018	12	CK	6/28/19	25333	Check	250.00		(5,076.94)
					CHECK # 25333 CHECK # 25333 QBON 2018 12 - 1			
279					General Suspense to CLEAR Activity	1,572.99	179.99	(5,076.94)
283					Unrestricted Assets			Beginning Balance 272,488.40
283					Unrestricted Assets Activity	0.00	0.00	272,488.40
283.1					Prior Period Adjustments			Beginning Balance (51.97)
283.1					Prior Period Adjustments Activity	0.00	0.00	(51.97)
301					Private			Beginning Balance 3,081.43
2018	12	DEP	6/28/19	06/28/20	Mahoney, Paul & Carole		24.00	3,105.43
					TRUIST CREDIT TRUIST CREDIT QBON 2018 12 - 1			
2018	12	ADJ	6/30/19	58rs			50.00	3,155.43
					AE to allocate deposit Shaw Family			
301					Private Activity	0.00	74.00	3,155.43
301.1					In Liew Of			Beginning Balance 1,666.00
301.1					In Liew Of Activity	0.00	0.00	1,666.00
301.2					Religious			Beginning Balance 4,874.00
2018	12	DEP	6/07/19	06/07/20			100.00	4,974.00

Detail General Ledger

New Generation, Inc.

568 Portsmouth Avenue
PO Box 676
Greenland, NH 03840

For The Month Ended June 30, 2019

Counting House Associates

524 Portsmouth Avenue
PO Box 755
Greenland, NH 03840
Ref.# 6363 New Generation.718199.52.N.06/30

Account Name

Year	Pd Jrnl	Date	Page	Description	Debit	Credit	Balance
301.2	Religious						continued
				Kathleen McPartland Exeter Presbyterian Church QBON 201: 12 - 1			
2018	12	DEP 6/25/19	06/25/20'			100.00	5,074.00
				Monthly Donation Monthly Donation QBON 2018 12 - 1			
301.2	Religious			Activity	0.00	200.00	5,074.00
301.3	Legacy						Beginning Balance 26,902.63
301.3	Legacy			Activity	0.00	0.00	26,902.63
301.4	Biz & Svc						Beginning Balance 6,179.37
2018	12	DEP 6/17/19	06/17/20'	Network for Good		166.25	6,345.62
				NETWORK FOR GOOD CORP PMT NETWORK FOR GOOD CORP PMT QBON 2018 12 - 1			
2018	12	ADJ 6/30/19	58rs			500.00	6,845.62
				AE to allocate deposit Bottomline Technologies			
301.4	Biz & Svc			Activity	0.00	666.25	6,845.62
301.5	Sustained						Beginning Balance 3,949.99
2018	12	DEP 6/03/19	06/03/20'	Benevity Community Impact		2,507.33	6,457.32
				BENEVITY FUND DONATION BENEVITY FUND DONATION QBON 2018 12 - 1			
2018	12	DEP 6/07/19	06/07/20'			12.50	6,469.82
				Kathleen McPartland IBM QBON 2018 12 - 1			
2018	12	DEP 6/24/19	06/24/20'	Benevity Community Impact		705.73	7,175.55
				BENEVITY FUND DONATION BENEVITY FUND DONATION QBON 2018 12 - 1			
2018	12	ADJ 6/30/19	58rs			200.00	7,375.55
				AE to allocate deposit Neveu Family			
301.5	Sustained			Activity	0.00	3,425.56	7,375.55
301.7	Matching Gifts						Beginning Balance 1,150.00
301.7	Matching Gifts			Activity	0.00	0.00	1,150.00
302	Gala/Auction						Beginning Balance 88,566.52
2018	12	DEP 6/03/19	06/03/20'	Greater Giving Global Paym		281.87	88,848.39
				GREATERGIVING PAYABLES GREATERGIVING PAYABLES QBON 2018 12 - 1			
2018	12	DEP 6/07/19	06/07/20'			5,000.00	93,848.39
				Kathleen McPartland Provident Community Charitable Organization QBON 2018 12 - 1			
2018	12	DEP 6/14/19	06/14/20'			150.00	93,998.39

Detail General Ledger

New Generation, Inc.

568 Portsmouth Avenue
PO Box 676
Greenland, NH 03840

For The Month Ended June 30, 2019

Counting House Associates

524 Portsmouth Avenue
PO Box 755
Greenland, NH 03840
Ref.# 6363 New Generation.718199.52.N.06/30

Account Name

Year	Pd	Jrnl	Date	Page	Description	Debit	Credit	Balance
302					Gala/Auction			continued
					GREATERGIVING PAYABLES GREATERGIVING PAYABLES QBON 2018 12 - 1			
302					Gala/Auction	0.00	5,431.87	93,998.39
					Activity			
302.1					Misc Fundraising Events		Beginning Balance	40,260.85
302.1					Misc Fundraising Events	0.00	0.00	40,260.85
					Activity			
302.2					Annual Appeal		Beginning Balance	25,251.74
302.2					Annual Appeal	0.00	0.00	25,251.74
					Activity			
303					Grants		Beginning Balance	100,100.00
	2018	12	DEP	6/07/19	06/07/20` Kathleen McPartland Penates Foundation QBON 2018 12 - 1		5,000.00	105,100.00
	2018	12	DEP	6/14/19	06/14/20` IBM Retiree Charitable Campaign Computer and Network QBON 2018 12 - 1		2,500.00	107,600.00
	2018	12	DEP	6/25/19	06/25/20` Monthly Donation Q2 QBON 2018 12 - 1		500.00	108,100.00
	2018	12	DEP	6/25/19	06/25/20` Monthly Donation Philanthropy Fund QBON 2018 12 - 1		5,000.00	113,100.00
303					Grants	0.00	13,000.00	113,100.00
					Activity			
303.1					State Dollars (SGIA)		Beginning Balance	36,888.00
303.1					State Dollars (SGIA)	0.00	0.00	36,888.00
					Activity			
303.2					United Way		Beginning Balance	3,250.02
	2018	12	DEP	6/07/19	06/07/20` Kathleen McPartland United Way QBON 2018 12 - 1		1,083.34	4,333.36
303.2					United Way	0.00	1,083.34	4,333.36
					Activity			
304					Resident Rents		Beginning Balance	11,322.50
	2018	12	DEP	6/14/19	06/14/20` NHDHHS PAYMENT NHDHHS PAYMENT QBON 2018 12 - 1		123.50	11,446.00
	2018	12	DEP	6/14/19	06/14/20` NHDHHS PAYMENT NHDHHS PAYMENT QBON 2018 12 - 1		123.50	11,569.50
	2018	12	DEP	6/14/19	06/14/20` NHDHHS PAYMENT NHDHHS PAYMENT QBON 2018 12 - 1		123.50	11,693.00
	2018	12	DEP	6/28/19	06/28/20` NHDHHS PAYMENT NHDHHS PAYMENT QBON 2018 12 - 1		123.50	11,816.50

Detail General Ledger

New Generation, Inc.

568 Portsmouth Avenue
PO Box 676
Greenland, NH 03840

For The Month Ended June 30, 2019

Counting House Associates

524 Portsmouth Avenue
PO Box 755
Greenland, NH 03840
Ref.# 6363 New Generation.718199.52.N.06/30

Account Name

Year	Pd	Jrnl	Date	Page	Description	Debit	Credit	Balance
304					Resident Rents			
					continued			
					NHDHHS PAYMENT NHDHHS PAYMENT QBON 2018 12 - 1			
2018	12	DEP	6/28/19	06/28/20 ¹			123.50	11,940.00
					NHDHHS PAYMENT NHDHHS PAYMENT QBON 2018 12 - 1			
2018	12	DEP	6/28/19	06/28/20 ¹			123.50	12,063.50
					NHDHHS PAYMENT NHDHHS PAYMENT QBON 2018 12 - 1			
304					Resident Rents			
					Activity	0.00	741.00	12,063.50
304.1					Transitional Apt Rents			
					Beginning Balance			3,000.00
304.1					Transitional Apt Rents			
					Activity	0.00	0.00	3,000.00
310					Shop Greenland			
					Beginning Balance			31,467.30
2018	12	DEP	6/03/19	06/03/20 ¹	Sec Gen Greenland		190.00	31,657.30
					BANKCARD BTOT DEP BANKCARD BTOT DEP QBON 2018 12 - 1			
2018	12	DEP	6/03/19	06/03/20 ¹	Sec Gen Greenland		195.00	31,852.30
					BANKCARD BTOT DEP BANKCARD BTOT DEP QBON 2018 12 - 1			
2018	12	DEP	6/04/19	06/04/20 ¹	Sec Gen Greenland		109.00	31,961.30
					BANKCARD BTOT DEP BANKCARD BTOT DEP QBON 2018 12 - 1			
2018	12	DEP	6/05/19	06/05/20 ¹	Sec Gen Greenland		98.00	32,059.30
					BANKCARD BTOT DEP BANKCARD BTOT DEP QBON 2018 12 - 1			
2018	12	DEP	6/06/19	06/06/20 ¹	Sec Gen Greenland		156.50	32,215.80
					BANKCARD BTOT DEP BANKCARD BTOT DEP QBON 2018 12 - 1			
2018	12	DEP	6/07/19	06/07/20 ¹	Deposit		489.25	32,705.05
					DEPOSIT DEPOSIT QBON 2018 12 - 1			
2018	12	DEP	6/07/19	06/07/20 ¹	Sec Gen Greenland		147.50	32,852.55
					BANKCARD BTOT DEP BANKCARD BTOT DEP QBON 2018 12 - 1			
2018	12	DEP	6/10/19	06/10/20 ¹	Sec Gen Greenland		96.25	32,948.80
					BANKCARD BTOT DEP BANKCARD BTOT DEP QBON 2018 12 - 1			
2018	12	DEP	6/10/19	06/10/20 ¹	Sec Gen Greenland		62.50	33,011.30
					BANKCARD BTOT DEP BANKCARD BTOT DEP QBON 2018 12 - 1			
2018	12	DEP	6/11/19	06/11/20 ¹	Sec Gen Greenland		57.00	33,068.30
					BANKCARD BTOT DEP BANKCARD BTOT DEP QBON 2018 12 - 1			
2018	12	DEP	6/12/19	06/12/20 ¹	Sec Gen Greenland		82.25	33,150.55

Detail General Ledger

New Generation, Inc.

568 Portsmouth Avenue
PO Box 676
Greenland, NH 03840

For The Month Ended June 30, 2019

Counting House Associates

524 Portsmouth Avenue
PO Box 755
Greenland, NH 03840
Ref.# 6363 New Generation.718199.52.N.06/30

Account Name

Year	Pd Jrnl	Date	Page	Description	Debit	Credit	Balance
310				Shop Greenland			
							continued
				BANKCARD BTOT DEP BANKCARD BTOT DEP QBON 2018 12 - 1			
2018	12	DEP 6/13/19	06/13/20	Sec Gen Greenland		99.75	33,250.30
				BANKCARD BTOT DEP BANKCARD BTOT DEP QBON 2018 12 - 1			
2018	12	DEP 6/14/19	06/14/20	Deposit		386.25	33,636.55
				DEPOSIT DEPOSIT QBON 2018 12 - 1			
2018	12	DEP 6/14/19	06/14/20	Sec Gen Greenland		17.50	33,654.05
				BANKCARD BTOT DEP BANKCARD BTOT DEP QBON 2018 12 - 1			
2018	12	DEP 6/17/19	06/17/20	Sec Gen Greenland		34.00	33,688.05
				BANKCARD BTOT DEP BANKCARD BTOT DEP QBON 2018 12 - 1			
2018	12	DEP 6/17/19	06/17/20	Sec Gen Greenland		127.75	33,815.80
				BANKCARD BTOT DEP BANKCARD BTOT DEP QBON 2018 12 - 1			
2018	12	DEP 6/18/19	06/18/20	Sec Gen Greenland		93.25	33,909.05
				BANKCARD BTOT DEP BANKCARD BTOT DEP QBON 2018 12 - 1			
2018	12	DEP 6/19/19	06/19/20	Sec Gen Greenland		160.50	34,069.55
				BANKCARD BTOT DEP BANKCARD BTOT DEP QBON 2018 12 - 1			
2018	12	DEP 6/20/19	06/20/20	Sec Gen Greenland		111.00	34,180.55
				BANKCARD BTOT DEP BANKCARD BTOT DEP QBON 2018 12 - 1			
2018	12	DEP 6/21/19	06/21/20	Sec Gen Greenland		103.25	34,283.80
				BANKCARD BTOT DEP BANKCARD BTOT DEP QBON 2018 12 - 1			
2018	12	DEP 6/24/19	06/24/20	Sec Gen Greenland		95.00	34,378.80
				BANKCARD BTOT DEP BANKCARD BTOT DEP QBON 2018 12 - 1			
2018	12	DEP 6/24/19	06/24/20	Sec Gen Greenland		171.75	34,550.55
				BANKCARD BTOT DEP BANKCARD BTOT DEP QBON 2018 12 - 1			
2018	12	DEP 6/25/19	06/25/20	Sec Gen Greenland		119.25	34,669.80
				BANKCARD BTOT DEP BANKCARD BTOT DEP QBON 2018 12 - 1			
2018	12	DEP 6/25/19	06/25/20	Deposit		619.50	35,289.30
				DEPOSIT DEPOSIT QBON 2018 12 - 1			
2018	12	DEP 6/26/19	06/26/20	Sec Gen Greenland		7.50	35,296.80
				BANKCARD BTOT DEP BANKCARD BTOT DEP QBON 2018 12 - 1			
2018	12	DEP 6/27/19	06/27/20	Sec Gen Greenland		175.25	35,472.05

Detail General Ledger

New Generation, Inc.

568 Portsmouth Avenue
PO Box 676
Greenland, NH 03840

For The Month Ended June 30, 2019

Counting House Associates

524 Portsmouth Avenue
PO Box 755
Greenland, NH 03840
Ref.# 6363 New Generation.718199.52.N.06/30

Account Name

Year	Pd	Jrnl	Date	Page	Description	Debit	Credit	Balance
310					Shop Greenland			continued
					BANKCARD BTOT DEP BANKCARD BTOT DEP QBON 2018 12 - 1			
	2018	12	DEP 6/28/19	06/28/20	Sec Gen Greenland		95.00	35,567.05
					BANKCARD BTOT DEP BANKCARD BTOT DEP QBON 2018 12 - 1			
	2018	12	DEP 6/28/19	06/28/20	Deposit		609.00	36,176.05
					DEPOSIT DEPOSIT QBON 2018 12 - 1			
310					Shop Greenland			
					Activity	0.00	4,708.75	36,176.05
310.1					Barn Greenland			Beginning Balance 60.00
310.1					Barn Greenland			Activity 0.00 0.00 60.00
310.2					Cash Donations			Beginning Balance 195.25
310.2					Cash Donations			Activity 0.00 0.00 195.25
310.3					Vouchers			Beginning Balance (634.00)
310.3					Vouchers			Activity 0.00 0.00 (634.00)
310.4					Cash Over (Under)			Beginning Balance 131.00
310.4					Cash Over (Under)			Activity 0.00 0.00 131.00
310.5					Charge Sales			Beginning Balance 24,827.25
310.5					Charge Sales			Activity 0.00 0.00 24,827.25
310.6					Gift Certificates			Beginning Balance (1,678.50)
310.6					Gift Certificates			Activity 0.00 0.00 (1,678.50)
350					Misc Income			Beginning Balance 45,722.99
	2018	12	DEP 6/14/19	06/14/20			76.00	45,798.99
					IBM Retiree Charitable Campaign Carol B. Reed QBON 2018 12 - 1			
	2018	12	DEP 6/14/19	06/14/20			12.50	45,811.49
					IBM Retiree Charitable Campaign IBM Retiree Charitable Campaign QBON 2018 12 - 1			
	2018	12	DEP 6/14/19	06/14/20			25.00	45,836.49
					IBM Retiree Charitable Campaign Robert & Patricia Gerkin QBON 2018 12 - 1			
	2018	12	ADJ 6/30/19	56rs		3,196.50		42,639.99
					correcting entry			
350					Misc Income			Activity 3,196.50 113.50 42,639.99

Detail General Ledger

New Generation, Inc.

568 Portsmouth Avenue
PO Box 676
Greenland, NH 03840

For The Month Ended June 30, 2019

Counting House Associates

524 Portsmouth Avenue
PO Box 755
Greenland, NH 03840
Ref.# 6363 New Generation.718199.52.N.06/30

Account Name

Year	Pd	Jrnl	Date	Page	Description	Debit	Credit	Balance
399					Hold Revenue to be Allocated			Beginning Balance 6,640.25
2018	12	DEP	6/19/19	06/19/20'			400.00	7,040.25
					AMGEN GIFTS AMGEN GIFTS QBON			
					2018 12 - 1			
2018	12	DEP	6/25/19	06/25/20'	Deposit		3,837.50	10,877.75
					DEPOSIT DEPOSIT QBON 2018 12 - 1			
2018	12	DEP	6/28/19	06/28/20'	Deposit		950.00	11,827.75
					DEPOSIT DEPOSIT QBON 2018 12 - 1			
2018	12	ADJ	6/30/19	58rs			200.00	12,027.75
					AE to allocate deposit Town of Farmington			
2018	12	ADJ	6/30/19	58rs		950.00		11,077.75
					AE to allocate deposit			
399					Hold Revenue to be Allocated	950.00	5,387.50	11,077.75
					Activity			
402					Gala/Auction			Beginning Balance 30,262.03
2018	12	CK	6/17/19	25331	Michele Bua	3,500.00		33,762.03
					CHECK # 25331 CHECK # 25331 QBON 2018 12 - 1			
2018	12	CK	6/17/19	25332	Beth Faulkner	3,500.00		37,262.03
					CHECK # 25332 CHECK # 25332 QBON 2018 12 - 1			
402					Gala/Auction	7,000.00	0.00	37,262.03
					Activity			
402.1					Annual Appeal			Beginning Balance (100.00)
402.1					Annual Appeal	0.00	0.00	(100.00)
					Activity			
402.4					Misc Fund Raising			Beginning Balance 2,117.31
402.4					Misc Fund Raising	0.00	0.00	2,117.31
					Activity			
450					Food & Groceries Greenland			Beginning Balance 283.00
450					Food & Groceries Greenland	0.00	0.00	283.00
					Activity			
451					Supplies/Misc			Beginning Balance 1,403.35
451					Supplies/Misc	0.00	0.00	1,403.35
					Activity			
452					Residet Rec			Beginning Balance 700.79
452					Residet Rec	0.00	0.00	700.79
					Activity			
452.1					Other			Beginning Balance 242.74
452.1					Other	0.00	0.00	242.74
					Activity			
453					Education			Beginning Balance 1,899.00
453					Education	0.00	0.00	1,899.00
					Activity			

Detail General Ledger

New Generation, Inc.

568 Portsmouth Avenue
PO Box 676
Greenland, NH 03840

For The Month Ended June 30, 2019

Counting House Associates

524 Portsmouth Avenue
PO Box 755
Greenland, NH 03840
Ref.# 6363 New Generation.718199.52.N.06/30

Account Name

Year	Pd	Jrnl	Date	Page	Description	Debit	Credit	Balance
454					Resident Support			Beginning Balance 84.21
454					Resident Support Activity	0.00	0.00	84.21
509					Outside Services			Beginning Balance 4,533.06
2018	12	WDL	6/12/19	2	Logmein	44.00		4,577.06
2018	12	ADJ	6/25/19	2321986-	Waste Management of Roch	121.32		4,698.38
2018	12	ADJ	6/25/19	2324042-	Waste Management of Roch	222.87		4,921.25
			16-49724-82001	16-49724-82001	QBON 2018 12 - 1			
509					Outside Services Activity	388.19	0.00	4,921.25
510					Op Supplies			Beginning Balance 2,356.05
2018	12	WDL	6/03/19	14	Market Basket	43.06		2,399.11
2018	12	WDL	6/10/19	9	Market Basket	46.34		2,445.45
2018	12	WDL	6/17/19	2	Market Basket	115.00		2,560.45
2018	12	ADJ	6/19/19	62119	Home Depot	13.97		2,574.42
510					Op Supplies Activity	218.37	0.00	2,574.42
512					Postage			Beginning Balance 600.14
2018	12	WDL	5/31/19	16	USPS	2.95		603.09
2018	12	WDL	6/03/19	12	USPS	1.30		604.39
2018	12	WDL	6/13/19	6	USPS	1.85		606.24
2018	12	CK	6/28/19	335	Amy L. Donle	13.78		620.02
512					Postage Activity	19.88	0.00	620.02
514					EE Recruitment			Beginning Balance 337.61
514					EE Recruitment Activity	0.00	0.00	337.61
515					Gross Wages			Beginning Balance 185,858.76
2018	12	CK	6/10/19	321	Sarah Brown	92.70		185,951.46
2018	12	CK	6/14/19	322	Alyssa Clement	132.00		186,083.46
2018	12	CK	6/14/19	322	Alyssa Clement	142.44		186,225.90
2018	12	CK	6/14/19	323	Leah Rothchild	19.69		186,245.59
2018	12	CK	6/14/19	323	Leah Rothchild	599.31		186,844.90
2018	12	CK	6/14/19	323	Leah Rothchild	132.00		186,976.90
2018	12	CK	6/14/19	323	Leah Rothchild	71.72		187,048.62
2018	12	CK	6/14/19	324	Norma Marcaurette	542.50		187,591.12
2018	12	CK	6/14/19	325	Susan Lalonde	188.44		187,779.56
2018	12	CK	6/14/19	325	Susan Lalonde	129.00		187,908.56
2018	12	CK	6/14/19	325	Susan Lalonde	136.00		188,044.56
2018	12	CK	6/14/19	326	Ashley Foster	145.13		188,189.69
2018	12	CK	6/14/19	326	Ashley Foster	264.00		188,453.69

Detail General Ledger

New Generation, Inc.

568 Portsmouth Avenue
PO Box 676
Greenland, NH 03840

For The Month Ended June 30, 2019

Counting House Associates

524 Portsmouth Avenue
PO Box 755
Greenland, NH 03840
Ref.# 6363 New Generation.718199.52.N.06/30

Account Name

Year	Pd	Jrnl	Date	Page	Description	Debit	Credit	Balance
515					Gross Wages			
								continued
2018	12	CK	6/14/19	326	Ashley Foster	360.00		188,813.69
2018	12	CK	6/14/19	327	Schuyler Cumback	127.46		188,941.15
2018	12	CK	6/14/19	328	Brandy Rickaby	143.69		189,084.84
2018	12	CK	6/14/19	329	Tina Nagle	71.84		189,156.68
2018	12	CK	6/14/19	331	Amy L. Donle	1,185.75		190,342.43
2018	12	CK	6/14/19	331	Amy L. Donle	139.50		190,481.93
2018	12	CK	6/14/19	332	Amy E Michaels	1,692.31		192,174.24
2018	12	CK	6/14/19	332	Amy E Michaels	100.00		192,274.24
2018	12	CK	6/14/19	333	Amy E Michaels	422.10		192,696.34
2018	12	CK	6/18/19	334	Brandy Rickaby	327.88		193,024.22
2018	12	CK	6/18/19	334	Brandy Rickaby	264.00		193,288.22
2018	12	CK	6/28/19	335	Amy L. Donle	961.00		194,249.22
2018	12	CK	6/28/19	335	Amy L. Donle	139.50		194,388.72
2018	12	CK	6/28/19	336	Ashley Foster	275.63		194,664.35
2018	12	CK	6/28/19	336	Ashley Foster	198.00		194,862.35
2018	12	CK	6/28/19	336	Ashley Foster	155.88		195,018.23
2018	12	CK	6/28/19	337	Schuyler Cumback	139.05		195,157.28
2018	12	CK	6/28/19	338	Norma Marcaurette	620.00		195,777.28
2018	12	CK	6/28/19	339	Harper Marsh	48.67		195,825.95
2018	12	CK	6/28/19	340	Susan Lalonde	264.38		196,090.33
2018	12	CK	6/28/19	340	Susan Lalonde	136.00		196,226.33
2018	12	CK	6/28/19	341	Brandy Rickaby	198.28		196,424.61
2018	12	CK	6/28/19	341	Brandy Rickaby	28.13		196,452.74
2018	12	CK	6/28/19	341	Brandy Rickaby	264.00		196,716.74
2018	12	CK	6/28/19	341	Brandy Rickaby	12.38		196,729.12
2018	12	CK	6/28/19	341	Brandy Rickaby	387.00		197,116.12
2018	12	CK	6/28/19	341	Brandy Rickaby	71.84		197,187.96
2018	12	CK	6/28/19	342	Leah Rothchild	132.00		197,319.96
2018	12	CK	6/28/19	342	Leah Rothchild	645.00		197,964.96
2018	12	CK	6/28/19	342	Leah Rothchild	20.16		197,985.12
2018	12	CK	6/28/19	342	Leah Rothchild	5.63		197,990.75
2018	12	CK	6/28/19	343	Alyssa Clement	132.00		198,122.75
2018	12	CK	6/28/19	343	Alyssa Clement	142.44		198,265.19
2018	12	CK	6/28/19	344	Amy E Michaels	1,692.31		199,957.50
2018	12	CK	6/28/19	344	Amy E Michaels	100.00		200,057.50
515					Gross Wages			
					Activity	14,198.74	0.00	200,057.50
515.5					Wages G			
					Beginning Balance			6,159.88
515.5					Wages G			
					Activity	0.00	0.00	6,159.88

Detail General Ledger

New Generation, Inc.

568 Portsmouth Avenue
PO Box 676
Greenland, NH 03840

For The Month Ended June 30, 2019

Counting House Associates

524 Portsmouth Avenue
PO Box 755
Greenland, NH 03840
Ref.# 6363 New Generation.718199.52.N.06/30

Account Name

Year	Pd	Jrnl	Date	Page	Description	Debit	Credit	Balance
516					Officer's Salary			Beginning Balance 38,650.63
2018	12	CK	6/14/19	330	Donna Marsh	2,030.77		40,681.40
2018	12	CK	6/28/19	345	Donna Marsh	2,030.77		42,712.17
516					Officer's Salary Activity	4,061.54	0.00	42,712.17
521					Equip Rent			Beginning Balance 3,555.00
521					Equip Rent Activity	0.00	0.00	3,555.00
526					Utilities			Beginning Balance 6,087.52
2018	12	ADJ	6/03/19	06/03/20	Eversource	303.81		6,391.33
					EVERSOURCE WEB_PAY act1045 EVERSOURCE			
					WEB_PAY act1045 QBON 2018 12 - 1			
2018	12	ADJ	6/03/19	06/03/20	Eversource	194.60		6,585.93
					EVERSOURCE WEB_PAY act1065 EVERSOURCE			
					WEB_PAY act1065 QBON 2018 12 - 1			
2018	12	ADJ	6/10/19	61019	Eversource	81.59		6,667.52
					act1065 act1065 QBON 2018 12 - 1			
2018	12	ADJ	6/10/19	6102019	Eversource	346.17		7,013.69
2018	12	ADJ	6/10/19	7052019	Eversource	154.99		7,168.68
					Act1045 Act1045 QBON 2018 12 - 1			
526					Utilities Activity	1,081.16	0.00	7,168.68
526.1					Oil			Beginning Balance 5,900.91
526.1					Oil Activity	0.00	0.00	5,900.91
526.2					Water			Beginning Balance 927.65
526.2					Water Activity	0.00	0.00	927.65
526.9					Utilities G			Beginning Balance 1,621.29
526.9					Utilities G Activity	0.00	0.00	1,621.29
528					Cell Phone			Beginning Balance 2,281.60
2018	12	ADJ	6/01/19	5406674	First Light	277.67		2,559.27
528					Cell Phone Activity	277.67	0.00	2,559.27
528.9					Telephone G			Beginning Balance 316.20
528.9					Telephone G Activity	0.00	0.00	316.20
529					Internet			Beginning Balance 2,540.23
2018	12	ADJ	6/07/19	06/07/20	Comcast	157.93		2,698.16
					COMCAST ONLINE PMT COMCAST ONLINE PMT			
					QBON 2018 12 - 1			

Detail General Ledger

New Generation, Inc.

568 Portsmouth Avenue
PO Box 676
Greenland, NH 03840

For The Month Ended June 30, 2019

Counting House Associates

524 Portsmouth Avenue
PO Box 755
Greenland, NH 03840
Ref.# 6363 New Generation.718199.52.N.06/30

Account Name

Year	Pd	Jrnl	Date	Page	Description	Debit	Credit	Balance
529					Internet			
					continued			
2018	12	ADJ	6/07/19	7190/060	Earth Link Business	50.51		2,748.67
2018	12	ADJ	6/14/19	22032/06	Comcast	157.93		2,906.60
					AUTO PAY - QBON 2018 12 - 1			
529					Internet			
					Activity	366.37	0.00	2,906.60
530					Repairs & Maintenance			
					Beginning Balance			(650.77)
2018	12	ADJ	6/07/19	06/07/201	Terminix International	39.00		(611.77)
					TERMINIX ONLINE PMT TERMINIX ONLINE PMT			
					QBON 2018 12 - 1			
2018	12	ADJ	6/18/19	61819	Clipper Landscaping LLC	30.00		(581.77)
					Mow and trim Mow and trim QBON 2018 12 - 1			
2018	12	WDL	6/21/19	2	Eldredge Lumber	6.32		(575.45)
2018	12	ADJ	6/25/19	6-25-19	Home Depot	23.86		(551.59)
					6035322007417862 6035322007417862 QBON 2018 12 - 1			
530					Repairs & Maintenance			
					Activity	99.18	0.00	(551.59)
530.1					Lawn Care G			
					Beginning Balance			1,082.50
530.1					Lawn Care G			
					Activity	0.00	0.00	1,082.50
530.2					PC Maint			
					Beginning Balance			2,309.02
530.2					PC Maint			
					Activity	0.00	0.00	2,309.02
530.9					Grounds G			
					Beginning Balance			3,945.29
2018	12	ADJ	6/21/19	06/21/201	Waste Management of Roch	219.53		4,164.82
					WASTE MANAGEMENT ONLINE PMT WASTE MANAGEMENT			
					ONLINE PMT QBON 2018 12 - 1			
530.9					Grounds G			
					Activity	219.53	0.00	4,164.82
534					Advertising & Promotion			
					Beginning Balance			136.89
534					Advertising & Promotion			
					Activity	0.00	0.00	136.89
535					Biz Insurance			
					Beginning Balance			6,070.34
535					Biz Insurance			
					Activity	0.00	0.00	6,070.34
535.1					WC Insurance			
					Beginning Balance			4,215.00
535.1					WC Insurance			
					Activity	0.00	0.00	4,215.00
535.2					Auto Ins			
					Beginning Balance			2,381.40
535.2					Auto Ins			
					Activity	0.00	0.00	2,381.40

Detail General Ledger

New Generation, Inc.

568 Portsmouth Avenue
PO Box 676
Greenland, NH 03840

For The Month Ended June 30, 2019

Counting House Associates

524 Portsmouth Avenue
PO Box 755
Greenland, NH 03840
Ref.# 6363 New Generation.718199.52.N.06/30

Account Name

Year	Pd	Jrnl	Date	Page	Description	Debit	Credit	Balance
535.5					D&O Liability Ins			Beginning Balance 520.40
535.5					D&O Liability Ins Activity	0.00	0.00	520.40
535.9					Insurance - Greenland			Beginning Balance 575.66
535.9					Insurance - Greenland Activity	0.00	0.00	575.66
536					Employee Health Ins			Beginning Balance 16,119.08
2018	12	ADJ	6/07/19	06/07/20	Anthem BC/BS	2,269.68		18,388.76
					ANTHEM BLUE I080 CORP PYMT ANTHEM BLUE I080 CORP PYMT QBON 2018 12 - 1			
2018	12	CK	6/14/19	332	Amy E Michaels		51.51	18,337.25
2018	12	CK	6/28/19	344	Amy E Michaels		51.51	18,285.74
536					Employee Health Ins Activity	2,269.68	103.02	18,285.74
536.1					Employee Life Ins			Beginning Balance 1,551.36
2018	12	ADJ	6/17/19	5585774	Anthem Life Insurance Co	129.28		1,680.64
					MATCH - Paid in TD on 6/27 MATCH - Paid in TD on 6/27 QBON 2018 12 - 1			
536.1					Employee Life Ins Activity	129.28	0.00	1,680.64
538					Meals			Beginning Balance 423.96
2018	12	WDL	6/20/19	3	Grill 28 Resturant	69.52		493.48
538					Meals Activity	69.52	0.00	493.48
539					Travel & Lodging			Beginning Balance 102.00
539					Travel & Lodging Activity	0.00	0.00	102.00
542					FICA Tax			Beginning Balance 17,482.79
2018	12	CK	6/10/19	321	Sarah Brown	7.09		17,489.88
2018	12	CK	6/14/19	322	Alyssa Clement	21.00		17,510.88
2018	12	CK	6/14/19	323	Leah Rothchild	62.94		17,573.82
2018	12	CK	6/14/19	324	Norma Marcaurette	41.50		17,615.32
2018	12	CK	6/14/19	325	Susan Lalonde	34.68		17,650.00
2018	12	CK	6/14/19	326	Ashley Foster	58.84		17,708.84
2018	12	CK	6/14/19	327	Schuyler Cumback	9.75		17,718.59
2018	12	CK	6/14/19	328	Brandy Rickaby	10.99		17,729.58
2018	12	CK	6/14/19	329	Tina Nagle	5.49		17,735.07
2018	12	CK	6/14/19	330	Donna Marsh	155.36		17,890.43
2018	12	CK	6/14/19	331	Amy L. Donle	101.39		17,991.82
2018	12	CK	6/14/19	332	Amy E Michaels	133.17		18,124.99
2018	12	CK	6/14/19	333	Amy E Michaels	32.29		18,157.28

Detail General Ledger

New Generation, Inc.

568 Portsmouth Avenue
PO Box 676
Greenland, NH 03840

For The Month Ended June 30, 2019

Counting House Associates

524 Portsmouth Avenue
PO Box 755
Greenland, NH 03840
Ref.# 6363 New Generation.718199.52.N.06/30

Account Name

Year	Pd Jrnl	Date	Page	Description	Debit	Credit	Balance
542				FICA Tax			continued
2018	12	CK	6/18/19	334	Brandy Rickaby	45.28	18,202.56
2018	12	CK	6/28/19	335	Amy L. Donle	84.19	18,286.75
2018	12	CK	6/28/19	336	Ashley Foster	48.16	18,334.91
2018	12	CK	6/28/19	337	Schuyler Cumback	10.64	18,345.55
2018	12	CK	6/28/19	338	Norma Marcaurette	47.43	18,392.98
2018	12	CK	6/28/19	339	Harper Marsh	3.73	18,396.71
2018	12	CK	6/28/19	340	Susan Lalonde	30.63	18,427.34
2018	12	CK	6/28/19	341	Brandy Rickaby	73.56	18,500.90
2018	12	CK	6/28/19	342	Leah Rothchild	61.41	18,562.31
2018	12	CK	6/28/19	343	Alyssa Clement	21.00	18,583.31
2018	12	CK	6/28/19	344	Amy E Michaels	133.17	18,716.48
2018	12	CK	6/28/19	345	Donna Marsh	155.36	18,871.84
542				FICA Tax			
				Activity	1,389.05	0.00	18,871.84
543				Unemployment Tax			
				Beginning Balance			43.19
2018	12	CK	6/14/19	329	Tina Nagle	0.43	43.62
543				Unemployment Tax			
				Activity	0.43	0.00	43.62
546				Food/Gifts to EE's			
				Beginning Balance			1,496.52
2018	12	DEP	6/07/19	06/07/20'		10.00	1,486.52
				Kathleen McPartland Kathleen McPartland QBON 2018 12 - '			
546				Food/Gifts to EE's			
				Activity	0.00	10.00	1,486.52
550				Interest			
				Beginning Balance			212.31
2018	12	ADJ	6/07/19	7190/060	Earth Link Business	0.66	212.97
2018	12	ADJ	6/27/19	06/27/20'		7.80	220.77
				PURCHASE *FINANCE CHARGE* PURCHASE *FINANCE CHARGE* QBON 2018 12 - 1			
550				Interest			
				Activity	8.46	0.00	220.77
550.1				Interest Expense			
				Beginning Balance			820.57
2018	12	ADJ	6/04/19	06/04/20'	NH Housing Finance Authori	52.32	872.89
				MORTGAGERECEIPTS SS AUTOPAY QBON 2018 12 - 1			
2018	12	ADJ	6/21/19	70119	NH Housing Finance Authori	47.67	920.56
				AUTO DRAFT QBON 2018 12 - 1			
550.1				Interest Expense			
				Activity	99.99	0.00	920.56
5505				Groceries			
				Beginning Balance			499.15
5505				Groceries			
				Activity	0.00	0.00	499.15

Detail General Ledger

New Generation, Inc.

568 Portsmouth Avenue
PO Box 676
Greenland, NH 03840

For The Month Ended June 30, 2019

Counting House Associates

524 Portsmouth Avenue
PO Box 755
Greenland, NH 03840
Ref.# 6363 New Generation.718199.52.N.06/30

Account Name

Year	Pd	Jrnl	Date	Page	Description	Debit	Credit	Balance
551					Bank Charges			228.00
					Beginning Balance			228.00
551					Activity	0.00	0.00	228.00
551.1					Credit Card Fees			40.77
					Beginning Balance			40.77
551.1					Activity	0.00	0.00	40.77
551.9					Bank Chgs G			2,154.36
					Beginning Balance			2,154.36
2018	12	ADJ	6/03/19	06/03/20	TD Banknorth, N.A.	152.72		2,307.08
					BANKCARD MTOT DISC BANKCARD MTOT DISC			
					QBON 2018 12 - 1			
2018	12	ADJ	6/18/19	06/18/20	Greater Giving	70.00		2,377.08
					GREATERGIVING RECEIVABLE GREATERGIVING			
					RECEIVABLE QBON 2018 12 - 1			
551.9					Activity	222.72	0.00	2,377.08
552					Vehicle Expense			1,912.42
					Beginning Balance			1,912.42
2018	12	CK	6/14/19	332	Amy E Michaels	47.00		1,959.42
552					Activity	47.00	0.00	1,959.42
554					Vehicle Tolls & Parking			14.82
					Beginning Balance			14.82
554					Activity	0.00	0.00	14.82
564					Legal & Accounting			24,325.64
					Beginning Balance			24,325.64
2018	12	ADJ	6/04/19	06/04/20	Counting House Associates	144.00		24,469.64
					COUNTINGHOUSE 6037661099 COUNTINGHOUSE			
					6037661099 QBON 2018 12 - 1			
2018	12	ADJ	6/10/19	33rs		25.00		24,494.64
					Payroll			
2018	12	ADJ	6/11/19	06/11/20	Counting House Associates	144.00		24,638.64
					COUNTINGHOUSE 6037661099 COUNTINGHOUSE			
					6037661099 QBON 2018 12 - 1			
2018	12	ADJ	6/14/19	34rs		100.00		24,738.64
					Payroll			
2018	12	ADJ	6/18/19	06/18/20	Counting House Associates	144.00		24,882.64
					COUNTINGHOUSE 6037661099 COUNTINGHOUSE			
					6037661099 QBON 2018 12 - 1			
2018	12	ADJ	6/18/19	35rs		25.00		24,907.64
					Payroll			
2018	12	ADJ	6/25/19	06/25/20	Counting House Associates	144.00		25,051.64
					COUNTINGHOUSE 6037661099 COUNTINGHOUSE			
					6037661099 QBON 2018 12 - 1			
2018	12	ADJ	6/28/19	36rs		100.00		25,151.64
					Payroll			

Detail General Ledger

New Generation, Inc.

568 Portsmouth Avenue
PO Box 676
Greenland, NH 03840

For The Month Ended June 30, 2019

Counting House Associates

524 Portsmouth Avenue
PO Box 755
Greenland, NH 03840
Ref.# 6363 New Generation.718199.52.N.06/30

Account Name

Year	Pd Jrnl	Date	Page	Description	Debit	Credit	Balance
564				Legal & Accounting			
				Activity	826.00	0.00	25,151.64
564.1				Payroll Expenses			
				Beginning Balance			1,665.49
564.1				Payroll Expenses			
				Activity	0.00	0.00	1,665.49
566				Office Expense			
				Beginning Balance			3,240.33
2018	12	ADJ 6/03/19	06/03/2019	Intuit	35.10		3,275.43
				INTUIT PYMT SOLN TRAN FEE INTUIT PYMT SOLN TRAN FEE QBON 2018 12 - 1			
2018	12	WDL 6/03/19	13	Personnel Concepts	20.90		3,296.33
2018	12	ADJ 6/04/19	06/04/2019	Intuit	4.11		3,300.44
				INTUIT PYMT SOLN TRAN FEE INTUIT PYMT SOLN TRAN FEE QBON 2018 12 - 1			
2018	12	WDL 6/10/19	8	Adobe	14.99		3,315.43
2018	12	CK 6/20/19	25335	Debbie Clough	14.09		3,329.52
2018	12	WDL 6/24/19	1	Constant Contact	65.00		3,394.52
566				Office Expense			
				Activity	154.19	0.00	3,394.52
567				Investment Expense			
				Beginning Balance			1,643.62
567				Investment Expense			
				Activity	0.00	0.00	1,643.62
574				Amortization			
				Beginning Balance			15.70
574				Amortization			
				Activity	0.00	0.00	15.70
575				Depreciation			
				Beginning Balance			4,154.08
2018	12	ADJ 6/30/19	55rs	Depreciation	20,000.00		24,154.08
575				Depreciation			
				Activity	20,000.00	0.00	24,154.08
580				Dues & Subscriptions			
				Beginning Balance			0.00
2018	12	ADJ 6/01/19	6012019	NH Center for Nonprofits	308.00		308.00
580				Dues & Subscriptions			
				Activity	308.00	0.00	308.00
581				Laundry & Uniforms			
				Beginning Balance			82.50
581				Laundry & Uniforms			
				Activity	0.00	0.00	82.50
595				Miscellaneous			
				Beginning Balance			2,168.81
595				Miscellaneous			
				Activity	0.00	0.00	2,168.81
595.5				Shop Supp G			
				Beginning Balance			25.21
595.5				Shop Supp G			
				Activity	0.00	0.00	25.21

Detail General Ledger

New Generation, Inc.

568 Portsmouth Avenue
PO Box 676
Greenland, NH 03840

For The Month Ended June 30, 2019

Counting House Associates

524 Portsmouth Avenue
PO Box 755
Greenland, NH 03840
Ref.# 6363 New Generation.718199.52.N.06/30

Account Name

Year	Pd	Jrnl	Date	Page	Description	Debit	Credit	Balance
599.1					QB Payroll Suspense			0.00
599.1					Activity	0.00	0.00	0.00
8231					Building			45.00
8231					Activity	0.00	0.00	45.00
8237					Lawn Care G			112.50
8237					Activity	0.00	0.00	112.50
901					Interest Income			112.30
2018	12	ADJ	6/30/19	11rs	Interest		14.54	126.84
901					Activity	0.00	14.54	126.84
902					Fund Change			8,900.68
902					Activity	0.00	0.00	8,900.68
921					PAYROLL CLEARING			0.00
2018	12	CK	6/10/19	DD 321	Sarah Brown	85.61		(85.61)
2018	12	CK	6/10/19	321	Sarah Brown		85.61	0.00
2018	12	CK	6/14/19	DD 322	Alyssa Clement	253.44		(253.44)
2018	12	CK	6/14/19	DD 323	Leah Rothchild	705.78		(959.22)
2018	12	CK	6/14/19	DD 324	Norma Marcaurette	478.00		(1,437.22)
2018	12	CK	6/14/19	DD 325	Susan Lalonde	418.76		(1,855.98)
2018	12	CK	6/14/19	DD 326	Ashley Foster	643.29		(2,499.27)
2018	12	CK	6/14/19	DD 330	Donna Marsh	1,701.41		(4,200.68)
2018	12	CK	6/14/19	DD 331	Amy L. Donle	1,133.86		(5,334.54)
2018	12	CK	6/14/19	DD 332	Amy E Michaels	1,446.63		(6,781.17)
2018	12	CK	6/14/19	DD 333	Amy E Michaels	389.81		(7,170.98)
2018	12	CK	6/14/19	322	Alyssa Clement		253.44	(6,917.54)
2018	12	CK	6/14/19	323	Leah Rothchild		705.78	(6,211.76)
2018	12	CK	6/14/19	324	Norma Marcaurette		478.00	(5,733.76)
2018	12	CK	6/14/19	325	Susan Lalonde		418.76	(5,315.00)
2018	12	CK	6/14/19	326	Ashley Foster		643.29	(4,671.71)
2018	12	CK	6/14/19	330	Donna Marsh		1,701.41	(2,970.30)
2018	12	CK	6/14/19	331	Amy L. Donle		1,133.86	(1,836.44)
2018	12	CK	6/14/19	332	Amy E Michaels		1,446.63	(389.81)
2018	12	CK	6/14/19	333	Amy E Michaels		389.81	0.00
2018	12	CK	6/28/19	DD 335	Amy L. Donle	965.09		(965.09)
2018	12	CK	6/28/19	DD 336	Ashley Foster	500.35		(1,465.44)

Detail General Ledger

New Generation, Inc.

568 Portsmouth Avenue
PO Box 676
Greenland, NH 03840

For The Month Ended June 30, 2019

Counting House Associates

524 Portsmouth Avenue
PO Box 755
Greenland, NH 03840
Ref.# 6363 New Generation.718199.52.N.06/30

Account Name

Year	Pd	Jrnl	Date	Page	Description	Debit	Credit	Balance
921					PAYROLL CLEARING			
								continued
2018	12	CK	6/28/19	DD 338	Norma Marcaurette	541.57		(2,007.01)
2018	12	CK	6/28/19	DD 340	Susan Lalonde	369.75		(2,376.76)
2018	12	CK	6/28/19	DD 342	Leah Rothchild	689.38		(3,066.14)
2018	12	CK	6/28/19	DD 343	Alyssa Clement	253.44		(3,319.58)
2018	12	CK	6/28/19	DD 344	Amy E Michaels	1,359.63		(4,679.21)
2018	12	CK	6/28/19	DD 345	Donna Marsh	1,701.41		(6,380.62)
2018	12	CK	6/28/19	335	Amy L. Donle		965.09	(5,415.53)
2018	12	CK	6/28/19	336	Ashley Foster		500.35	(4,915.18)
2018	12	CK	6/28/19	338	Norma Marcaurette		541.57	(4,373.61)
2018	12	CK	6/28/19	340	Susan Lalonde		369.75	(4,003.86)
2018	12	CK	6/28/19	342	Leah Rothchild		689.38	(3,314.48)
2018	12	CK	6/28/19	343	Alyssa Clement		253.44	(3,061.04)
2018	12	CK	6/28/19	344	Amy E Michaels		1,359.63	(1,701.41)
2018	12	CK	6/28/19	345	Donna Marsh		1,701.41	0.00
921					PAYROLL CLEARING			
					Activity	13,637.21	13,637.21	0.00
951					Penalties			
					Beginning Balance			56.76
951					Penalties			
					Activity	0.00	0.00	56.76
Activity Totals						126,811.60	126,811.60	0.00

Bank Reconciliation

For The Month Ended June 30, 2019

New Generation, Inc.
568 Portsmouth Avenue
PO Box 676
Greenland NH 03840

Counting House Associates
524 Portsmouth Avenue
PO Box 755
Greenland, NH 03840

Ref.# 6363 New Generation.718199.54.N.06/30

Reconciliation for: **102 TD Bank - 3118**

Checkbook is in balance. No adjustment is necessary.

Balance per Bank Statement	\$87,109.72
Add: Deposits in Transit	0.00
Less: Outstanding Checks	<u>8,888.16</u>
Reconciled Balance	<u><u>\$78,221.56</u></u>

Corrections

Total Corrections: \$0.00

Memo Bank Ledger

Beginning Balance	\$93,582.22
Plus Deposits and Additions	33,891.77
Less Checks and Deductions	<u>49,252.43</u>
Ending Balance Per Ledger	<u><u>\$78,221.56</u></u>

Outstanding Checks

05/20/20	05/20/19	Donna Marsh	553.18
110	10/05/18	Donna Marsh	1,608.92
112	10/05/18	Robin Romano	96.31
158	11/30/18	Emma R Chinman	135.41
195	01/11/19	Emma R Chinman	353.93
246	03/08/19	Brandy Rickaby	66.35
25304	10/04/18	Tech-N-Go Corp	314.50
254	03/29/19	Jenn Corkhum	264.99
259	03/27/19	Brandy Rickaby	132.70
337	06/28/19	Schuyler Cumback	128.41
339	06/28/19	Harper Marsh	44.94
341	06/28/19	Brandy Rickaby	798.07
36rs	06/28/19		1,946.56
Bill Pay	06/25/19	Home Depot	23.86
EFT	05/09/19	Terminix International	80.00
EFT	05/20/19	Hart Plumbing and Heating	182.77
EFT	05/20/19	Eversource	579.83
EFT	05/20/19	Bank of America	1,482.43
EFT	06/25/19	Clipper Landscaping LLC	95.00

Total Outstanding Checks

\$8,888.16

Adjusting Entries

New Generation, Inc.

568 Portsmouth Avenue
PO Box 676
Greenland, NH 03840

For The Month Ended June 30, 2019

Counting House Associates

524 Portsmouth Avenue
PO Box 755
Greenland, NH 03840

Ref.# 6363 New Generation.718199.54.N.06/30

Page # Account	Date Contact	Memo Description	Debit	Credit
11rs 901 104.1	06/30/2019	Interest Interest Income Eastern Bank MM-6876	14.54	14.54
33rs 232 102 564 102	06/10/2019	Payroll Federal Payroll Tax TD Bank - 3118 Legal & Accounting TD Bank - 3118	14.18 25.00	14.18 25.00
34rs 232 102 232 564 102	06/14/2019	Payroll Federal Payroll Tax TD Bank - 3118 Federal Payroll Tax Legal & Accounting TD Bank - 3118	1,887.80 63.00 100.00	1,887.80 163.00
35rs 232 102 564 102	06/18/2019	Payroll Federal Payroll Tax TD Bank - 3118 Legal & Accounting TD Bank - 3118	136.56 25.00	136.56 25.00
36rs 232 102 232 564 102	06/28/2019	Payroll Federal Payroll Tax TD Bank - 3118 Federal Payroll Tax Legal & Accounting TD Bank - 3118	1,946.56 133.00 100.00	1,946.56 233.00
55rs 149 575	06/30/2019	Depreciation Accumulated Depreciation Depreciation	20,000.00	20,000.00
56rs 350 102	06/30/2019	correcting entry Misc Income TD Bank - 3118	3,196.50	3,196.50
58rs 399 301.5 301 301.4 399	06/30/2019	AE to allocate deposit Hold Revenue to be Allocated Sustained Private Biz & Svc Hold Revenue to be Allocated	950.00	200.00 50.00 500.00 200.00
			28,592.14	28,592.14

Adjusting Entries

For The Month Ended June 30, 2019

New Generation, Inc.

568 Portsmouth Avenue
PO Box 676
Greenland, NH 03840

Counting House Associates

524 Portsmouth Avenue
PO Box 755
Greenland, NH 03840
Ref.# 6363 New Generation.718199.54.N.06/30

Page #	Date	Contact	Memo	Debit	Credit
Account	Description				
Total				<u>28,592.14</u>	<u>28,592.14</u>